



REPORT

3rd U20 EUROPEAN DEAF BASKETBALL MEN AND WOMEN CHAMPIONSHIPS



U20 EUROPEAN DEAF
BASKETBALL CHAMPIONSHIPS
- MEN'S AND WOMEN'S
LUBLIN - POLAND

LUBLIN, POLAND

21 August - 26 August 2017



ORGANIZING COMMITTEE



**Yaakov
KEREN**
EDSO Technical Director



**Alexander
ROMANTSOV**
EDSO Representative



**Novica
MATIC**
DIBF Europe Technical Director



**Jaroslaw
JANIEC**
PDSA President



**Wojciech
STEMPURSKI**
PDSA Vice President



**Artur
DELENDOWSKI**
PDSA Vice President



**Stanislaw
JANIEC**
PDSA Secretary General



**Tomasz
WLODARCZYK**
PDSA Member



**Marek
LEMBRYCH**
President LAB
and Vice President PAB



**Mariusz
NAWROCKI**
Chief Referee

MEDALS

MEN

1 place



SPAIN



2 place



RUSSIA



3 place



POLAND



WOMEN

1 place



TURKEY



2 place



LITHUANIA



3 place



RUSSIA



BEST

Men

Women

MVP



Benat LARRANGA AYERBE
(Spain)



Ecrin KOSE
(Turkey)

BEST SCORER



Benat LARRANGA AYERBE
(Spain)



Ecrin KOSE
(Turkey)

YOUNGEST PLAYER



Vlad SADCHIKOV
(Ukraine)



Patricija VANCEVICIUTE
(Lithuania)

MEN'S BEST FIVE



**Miquel Angel
LARIO NAVARRO**
(Spain)



**Mateusz
CZUPRYN**
(Poland)



**Laurynas
SANKAUSKAS**
(Lithuania)



**Daniil
YURKOV**
(Russia)



**Tomasz
MORAWSKI**
(Poland)

WOMEN'S BEST FIVE



**Sabina
PAKHMUTOVA**
(Russia)



**Matylda
DOBEJKO**
(Poland)



**Kseniya
MAKAREVICH**
(Belarus)



**Caglanur
UZUNDURUKAN**
(Turkey)



**Ramune
ESKERTAITE**
(Lithuania)

FINAL RESULTS

MEN

TURKEY - SPAIN 21:86 (6:21, 0:20, 5:24, 10:21)

TURKEY: Akcan A.-6, Abaci M.-5, Parilti N.-5, Kaynarca K.-4, Celal Y.-1, Aydemir I.-0, Cenikli S.-0, Kahvecioglu H.-0, Kaynarca K.-0, Ozurfali Y.-0, Senocak S.-0, Susuz E.-0, Karakus S.-DNP. Head coach: Kuru C. Assistant coach: Uysal H.

ESPAÑA: Larranaga Ayerbe B.-20, Lario Navarro M.-15, Tosantos Fernandez E.-15, Ruiz Freijo D.-13, Martinez Diago I.-12, Ruiz Freijo R.-6, Vargas Bordes-3, Morilla Juan P.-2, Martinez Cuspinera G.-0, Vidal Acevedo L.-0. Head coach: Velez Ramos. Assistant coach: Aloy de Gea O.

LITHUANIA - UKRAINE 65:41 (15:7, 18:9, 13:11, 19:14)

LITHUANIA: Sankauskas L.-19, Gudenas E.-15, Grabauskas A.-12, Stonkus P.-7, Katakinas G.-4, Songinas M.-4, Gudaitis L.-2, Plytaitis T.-1, Svedas G.-1, Katutis K.-0, Lukosius D.-0, Zdanavicius S.-DNP. Head coach: Skakun J.

UKRAINE: Kropyvianskyi Y.-14, Kulikov O.-10, Revenko B.-9, Perminov D.-7, Bezrukov M.-1, Bileshko K.-0, Bychkovyi D.-0, Ismailov R.-0, Odyonkiy V.-0, Ptytsia V.-0, Sadchikov V.-0. Head coach: Kakovkin S. Assistant coach: Netora I.

POLAND - RUSSIA 52:56 (18:9, 16:10, 11:22, 7:15)

POLAND: Czupryn M.-19, Wardziak E.-11, Barys S.-10, Zietala G.-5, Wandzik B.-4, Morawski T.-3, Gieras B.-0, Niewiadomy C.-0, Pietrzak M.-0, Wilczynski E.-0. Head coach: Ingot W. Coach: Wania K.

RUSSIA: Yurkov D.-19, Subbotin M.-9, Tsarenko P.-8, Smirnov I.-6, Zapivakhin V.-6, Ibragimov D.-4, Kolbasenko D.-2, Kukushkin M.-2, Bubnov B.-0, Kipiatkov A.-0, Mikhienkov V.-0, Ledochkov K.-DNP. Head coach: Vasilkov A. Assistant coach: Rymarchuk Y.

TURKEY - RUSSIA 38:43 (8:12, 9:13, 14:9, 7:9)

TURKEY: Akcan A.-12, Celal Y.-11, Abaci M.-6, Susuz E.-6, Kaynarca K.-2, Senocak S.-1, Aydemir I.-0, Cenikli S.-0, Karakus S.-0, Kaynarca K.-0, Ozurfali Y.-0, Parilti N.-0, Kahvecioglu H.-DNP. Head coach: Kuru C. Assistant coach: Uysal H.

RUSSIA: Tsarenko P.-11, Subbotin M.-9, Kolbasenko D.-8, Yurkov D.-7, Zapivakhin V.-4, Smirnov I.-3, Kipiatkov A.-1, Bubnov B.-0, Ibragimov D.-0, Kukushkin M.-0, Mikhienkov V.-0, Ledochkov K.-DNP. Head coach: Vasilkov A. Assistant coach: Rymarchuk Y.

SPAIN - LITHUANIA 82:32 (27:5, 18:8, 25:8, 12:11)

SPAIN: Larranaga Ayerbe B.-32, Lario Navarro M.-15, Ruiz Freijo D.-13, Martinez Diago I.-12, Tosantos Fernandez E.-8, Ruiz Freijo R.-0, Vargas Bordes-2, Martinez Cuspinera G.-1, Morilla Juan P.-0, Vidal Acevedo L.-0. Head coach: Velez Ramos. Assistant coach: Aloy de Gea O.

LITHUANIA: Sankauskas L.-12, Svedas G.-9, Grabauskas A.-4, Katutis K.-4, Gudenas E.-3, Gudaitis L.-0, Katakinas G.-0, Songinas M.-0, Stonkus P.-0, Plytaitis T.-0, Zdanavicius S.-0, Lukosius D.-DNP. Head coach: Skakun J.

**UKRAINE - POLAND 43:63 (14:20, 13:9, 5:16, 11:18)**

UKRAINE: Kropyvianskyi Y.-19, Perminov D.-9, Kulikov O.-8, Odynokyi V.-4, Bezrukov M.-2, Revenko B.-1, Bileshko K.-0, Bychkovyi D.-0, Ismailov R.-0, Ptytsia V.-0, Sadchikov V.-0, Derybas I.-DNP. Head coach: Kakovkin S. Assistant coach: Netora I.

POLAND: Barys S.-19, Zietala G.-11, Gieras B.-9, Wandzik B.-8, Morawski T.-6, Wardziak E.-4, Czupryn M.-3, Niewiadomy C.-2, Wilczynski E.-1, Pietrzak M.-0. Head coach: Inglot W. Coach: Wania K.

UKRAINE - RUSSIA 29:69 (5:19, 4:23, 9:16, 11:11)

UKRAINE: Kropyvianskyi Y.-11, Odynokyi V.-6, Kulikov O.-3, Bezrukov M.-3, Revenko B.-2, Perminov D.-2, Ptytsia V.-2, Bileshko K.-0, Bychkovyi D.-0, Ismailov R.-0, Sadchikov V.-0, Derybas I.-DNP. Head coach: Kakovkin S. Assistant coach: Netora I.

RUSSIA: Yurkov D.-22, Smirnov I.-14, Ibragimov D.-10, Zapivakhin V.-8, Kolbasenko D.-6, Kipiatkov A.-4, Subbotin M.-3, Bubnov B.-2, Kukushkin M.-0, Mikhienkov V.-0, Ledochkov K.-0, Tsarenko P.-0. Head coach: Vasilkov A. Assistant coach: Rymarchuk Y.

LITHUANIA - TURKEY 55:37 (10:7, 18:8, 11:14, 16:8)

LITHUANIA: Gudenas E.-22, Katakinas G.-12, Sankauskas L.-8, Grabauskas A.-6, Stonkus P.-3, Gudaitis L.-2, Svedas G.-2, Plytaitis T.-0, Katutis K.-0, Songinas M.-0, Lukosius D.-DNP, Zdanavicius S.-DNP. Head coach: Skakun J.

TURKEY: Akcan A.-14, Aydemir I.-9, Abaci M.-7, Parilti N.-4, Kaynarca K.-2, Senocak S.-1, Celal Y.-0, Ozurfali Y.-0, Susuz E.-0, Cenikli S.-DNP, Kahvecioglu H.-DNP, Karakus S.-DNP. Head coach: Kuru C. Assistant coach: Uysal H.

POLAND - SPAIN 37:62 (6:22, 8:13, 2:13, 21:14)

POLAND: Barys S.-8, Zietala G.-0, Gieras B.-0, Wandzik B.-5, Morawski T.-4, Wardziak E.-4, Czupryn M.-13, Niewiadomy C.-1, Wilczynski E.-2, Pietrzak M.-0. Head coach: Inglot W. Coach: Wania K.

SPAIN: Larranaga Ayerbe B.-17, Lario Navarro M.-12, Ruiz Freijo D.-8, Martinez Diago I.-12, Tosantos Fernandez E.-4, Ruiz Freijo R.-4, Vargas Bordes-3, Martinez Cuspinera G.-2, Morilla Juan P.-0, Vidal Acevedo L.-0. Head coach: Velez Ramos. Assistant coach: Aloy de Gea O.

SPAIN - UKRAINE 82:49 (27:7, 22:20, 20:13, 13:9)

SPAIN: Lario Navarro M.-26, Larranaga Ayerbe B.-22, Martinez Diago I.-14, Ruiz Freijo D.-10, Vargas Bordes-5, Ruiz Freijo R.-3, Morilla Juan P.-2, Martinez Cuspinera G.-0, Vidal Acevedo L.-0, Tosantos Fernandez E.-0. Head coach: Velez Ramos. Assistant coach: Aloy de Gea O.

UKRAINE: Kropyvianskyi Y.-18, Kulikov O.-11, Bychkovyi D.-8, Perminov D.-8, Revenko B.-4, Bileshko K.-0, Bezrukov M.-0, Odynokyi V.-0, Ptytsia V.-0, Sadchikov V.-0, Derybas I.-DNP, Ismailov R.-DNP. Head coach: Kakovkin S. Assistant coach: Netora I.

RUSSIA - LITHUANIA 75:47 (13:20, 27:7, 19:10, 16:10)

RUSSIA: Smirnov I.-26, Yurkov D.-24, Tsarenko P.-11, Ibragimov D.-4, Kolbasenko D.-4, Zapivakhin V.-4, Subbotin M.-2, Bubnov B.-0, Kipiatkov A.-0, Kukushkin M.-0, Mikhienkov V.-0, Ledochkov K.-0, Head coach: Vasilkov A. Assistant coach: Rymarchuk Y.

LITHUANIA: Lukosius D.-9, Gudaitis L.-7, Gudenas E.-7, Katakinas G.-7, Svedas G.-7, Sankauskas L.-5, Plytaitis T.-3, Grabauskas A.-2, Katutis K.-0, Songinas M.-0, Stonkus P.-0, Zdanavicius S.-DNP. Head coach: Skakun J.





TURKEY - POLAND 59:67 (6:18, 7:25, 23:16, 23:8)

TURKEY: Akcan A.-24, Abaci M.-9, Susuz E.-9, Aydemir I.-6, Celal Y.-3, Kahvecioglu H.-2, Kaynarca K.-2, Ozurfali Y.-2, Parilti N.-2, Cenikli S.-0, Karakus S.-0, Senocak S.-0. Head coach: Kuru C. Assistant coach: Uysal H.

POLAND: Czupryn M.-31, Barys S.-17, Morawski T.-11, Wilczynski E.-3, Wandzik B.-2, Zietala G.-2, Wardziak E.-1, Gieras B.-0, Niewiadomy C.-0, Pietrzak M.-0. Head coach: Inglot W. Coach: Wania K.

UKRAINE - TURKEY 54:46 (8:21, 10:7, 19:7, 17:11)

UKRAINE: Kulikov O.-18, Kropyvianskyi Y.-14, Perminov D.-8, Bychkovyi D.-6, Odynokyi V.-4, Revenko B.-4, Bezrukov M.-0, Bileshko K.-0, Ismailov R.-0, Sadchikov V.-0, Derybas I.-DNP, Ptytsia V.-DNP. Head coach: Kakovkin S. Assistant coach: Netora I.

TURKEY: Aydemir I.-16, Susuz E.-9, Abaci M.-6, Parilti N.-6, Celal Y.-5, Senocak S.-3, Akcan A.-1, Cenikli S.-0, Kahvecioglu H.-0, Karakus S.-0, Kaynarca K.-0, Ozurfali Y.-0, Head coach: Kuru C. Assistant coach: Uysal H.

POLAND - LITHUANIA 50:43 (17:11, 13:11, 11:10, 9:11)

POLAND: Czupryn M.-30, Morawski T.-7, Zietala G.-6, Barys S.-5, Wandzik B.-2, Gieras B.-0, Wardziak E.-0, Wilczynski E.-DNP, Niewiadomy C.-DNP, Pietrzak M.-DNP. Head coach: Inglot W. Coach: Wania K.

LITHUANIA: Sankauskas L.-14, Stonkus P.-6, Svedas G.-6, Gudenas E.-5, Grabauskas A.-4, Gudaitis L.-4, Katakinas G.-4, Lukosius D.-0, Plytaitis T.-0, Zdanavicius S.-0, Katutis K.-DNP, Songinas M.-DNP. Head coach: Skakun J.

SPAIN - RUSSIA 90:57 (23:18, 23:16, 21:10, 23:13)

SPAIN: Larranaga Ayerbe B.-25, Lario Navarro M.-23, Tosantos Fernandez E.-16, Martinez Diago I.-14, Ruiz Freijo D.-14, Ruiz Freijo R.-8, Vargas Bordes-0, Martinez Cuspinera G.-2, Morilla Juan P.-0, Vidal Acevedo L.-0, Head coach: Velez Ramos. Assistant coach: Aloy de Gea O.

RUSSIA: Yurkov D.-14, Kipiatkov A.-12, Smirnov I.-12, Tsarenko P.-11, Ibragimov D.-4, Subbotin M.-3, Zapivakhin V.-1, Bubnov B.-0, Kolbasenko D.-0, Kukushkin M.-0, Mikhienkov V.-0, Ledochkov K.-0. Head coach: Vasilkov A. Assistant coach: Rymarchuk Y.

FINAL TABLE

Rank	Nation	Win	Lost	PF	PA	Diff	Points
1	SPAIN	5	0	402	196	+206	10
2	RUSSIA	4	1	300	256	+ 44	9
3	POLAND	3	2	269	263	+ 6	8
4	LITHUANIA	2	3	242	285	- 43	7
5	UKRAINE	1	4	216	325	-109	6
6	TURKEY	0	5	201	305	-104	5



WOMEN

LITHUANIA - BELARUS 61:40 (16:10, 14:12, 17:8, 14:10)

LITHUANIA: Eskertaite R.-20, Makovska J.-13, Jocyte E.-11, Dobilaitė E.-8, Vanceviciute P.-5, Gudenaite G.-2, Judvytyte L.-2, Balkyte M.-0, Navikaite D.-0, Vosyliute K.-0. Head coach: Minkevicius M. Assistant coach: Jocyte G.

BELARUS: Makarevich K.-18, Maskalik H.-8, Salava K.-6, Stryhun D.-6, Bich M.-2, Inazemtseva Y.-0, Maksimovich T.-0, Maskal D.-0. Head coach: Sakuta Liubou. Assistant coach: Griga Sergei.

RUSSIA - UKRAINE 98:36 (22:12, 28:6, 24:13, 24:5)

RUSSIA: Ogurtsova S.-16, Pakhmutova S.-16, Solodkova E.-14, Sabaneeva D.-13, Blokhina M.-11, Kucherenko A.-11, Larina V.-10, Koblanova M.-3, Kudakaeva A.-2, Soshnikova O.-2, Demina V.-0. Head coach: Rymarchuk Y. Assistant coach: Vasilkov A.

UKRAINE: Khoroshykh O.-20, Borodina A.-7, Oblyvantseva A.-5, Melnychuk H.-4, Bondarenko L.-0, Krasnoglazova K.-0, Sivakova A.-0, Sivakova A.-0. Head coach: Shchedryva L. Assistant coaches: Kirsanova-Staron O. and Shchedryva H.

POLAND - TURKEY 29:77 (0:22, 6:20, 12:5, 11:30)

POLAND: Dobejko M.-13, Szczygiel D.-11, Byczkowska M.-2, Wrobel O.-2, Wisniewska A.-0, Bigaj D.-0, Gajda A.-0, Kosinska A.-0, Pysklo N.-0, Szot A.-0. Head coach: Romanowski T. Assistant coach: Jacyna M.

TURKEY: Kose E.-33, Uzunndurukan C.-15, Aslan C.-11, Goger I.-10, Cevik B.-8, Bal F.-0, Buyukavci D.-0, Demir K.-0, Gundem H.-0, Orencik G.-0, Yesilyurt M.-0, Caliskan G.-DNP. Head coach: Yarga G.

UKRAINE - LITHUANIA 39:56 (6:15, 13:12, 8:17, 12:12)

UKRAINE: Khoroshykh O.-10, Oblyvantseva A.-10, Borodina A.-7, Melnychuk H.-7, Krasnoglazova K.-4, Sivakova Anastasiia-1, Bondarenko L.-0, Sivakova Anna-0. Head coach: Shchedryva L. Assistant coaches: Kirsanova-Staron O. and Shchedryva H.

LITHUANIA: Eskertaite R.-33, Jocyte E.-10, Dobilaitė E.-6, Makovska J.-4, Vanceviciute P.-3, Gudenaite G.-2, Balkyte M.-0, Judvytyte L.-0, Navikaite D.-0, Vosyliute K.-0. Head coach: Minkevicius M. Assistant coach: Jocyte G.

TURKEY - RUSSIA 60:41 (13:7, 18:6, 9:15, 20:13)

TURKEY: Kose E.-28, Cevik B.-13, Aslan C.-9, Uzunndurukan C.-8, Yesilyurt M.-2, Bal F.-0, Buyukavci D.-0, Caliskan G.-0, Demir K.-0, Goger I.-0, Gundem H.-0, Orencik G.-0. Head coach: Yarga G.

RUSSIA: Ogurtsova S.-22, Blokhina M.-9, Pakhmutova S.-3, Soshnikova O.-3, Larina V.-2, Solodkova E.-2, Demina V.-0, Koblanova M.-0, Kucherenko A.-0, Kudakaeva A.-0, Sabaneeva D.-0. Head coach: Rymarchuk Y. Assistant coach: Vasilkov A.

**POLAND - BELARUS 68:42 (12:10, 16:10, 22:12, 18:10)**

POLAND: Dobejko M.-30, Szczygiel D.-22, Byczkowska M.-0, Wrobel O.-5, Wisniewska A.-0, Bigaj D.-2, Gajda A.-0, Kosinska A.-0, Pysklo N.-9, Szot A.-0. Head coach: Romanowski T. Assistant coach: Jacyna M.

BELARUS: Stryhun D.-20, Maskalik H.-8, Salava K.-6, Makarevich K.-4, Bich M.-2, Maksimovich T.-2, Inazemtseva Y.-0, Maskal D.-0. Head coach: Sakuta Liubou. Assistant coach: Griga Sergei.

UKRAINE - BELARUS 40:49 (11:19, 10:6, 9:7, 10:17)

UKRAINE: Melnychuk H.-13, Khoroshykh O.-11, Oblyvantseva A.-5, Krasnoglazova K.-5, Borodina A.-4, Sivakova Anastasiia-2, Bondarenko L.-0, Sivakova Anna-0. Head coach: Shchedryva L. Assistant coaches: Kirsanova-Staron O. and Shchedryva H.

BELARUS: Makarevich K.-19, Stryhun D.-13, Maskalik H.-8, Bich M.-5, Salava K.-4, Maskal D.-0, Maksimovich T.-0, Inazemtseva Y.-DNP, Head coach: Sakuta Liubou. Assistant coach: Griga Sergei.

LITHUANIA - TURKEY 51:75 (9:22, 7:24, 12:12, 23:17)

LITHUANIA: Eskertaite R.-21, Makovska J.-11, Balkyte M.-5, Judvytyte L.-5, Dobilaitė E.-4, Gudenaite G.-4, Vanceviciute P.-3, Jocyte E.-1, Navikaite D.-0, Vosyliute K.-0. Head coach: Minkevicius M. Assistant coach: Jocyte G.

TURKEY: Kose E.-35, Uzunndurukan C.-14, Aslan C.-8, Yesilyurt M.-8, Cevik B.-6, Gundem H.-2, Orencik G.-2, Bal F.-0, Buyukavci D.-0, Caliskan G.-0, Demir K.-0, Goger I.-0, Head coach: Yarga G.

RUSSIA - POLAND 58:42 (10:10, 10:12, 21:9, 17:11)

RUSSIA: Pakhmutova S.-21, Blokhina M.-17, Ogurtsova S.-9, Larina V.-4, Solodkova E.-4, Sabaneeva D.-2, Kucherenko A.-1, Demina V.-0, Kudakaeva A.-0, Soshnikova O.-0, Koblanova M.-DNP. Head coach: Rymarchuk Y. Assistant coach: Vasilkov A.

POLAND: Szczygiel D.-21, Dobejko M.-14, Pysklo N.-3, Gajda A.-2, Kosinska A.-2, Byczkowska M.-0, Szot A.-0, Wrobel O.-0, Wisniewska A.-0, Bigaj D.-DNP, Head coach: Romanowski T. Assistant coach: Jacyna M.

TURKEY - UKRAINE 108:39 (31:6, 23:14, 24:11, 30:8)

TURKEY: Kose E.-28, Aslan C.-18, Uzunndurukan C.-17, Orencik G.-13, Cevik B.-12, Gundem H.-8, Bal F.-5, Yesilyurt M.-5, Goger I.-2, Buyukavci D.-0, Caliskan G.-0, Demir K.-0. Head coach: Yarga G.

UKRAINE: Khoroshykh O.-14, Melnychuk H.-10, Oblyvantseva A.-7, Borodina A.-4, Sivakova Anastasiia-4, Bondarenko L.-0, Krasnoglazova K.-0, Sivakova Anna-0. Head coach: Shchedryva L. Assistant coaches: Kirsanova-Staron O. and Shchedryva H.

BELARUS - RUSSIA 40:68 (15:14, 12:23, 12:15, 1:16)

BELARUS: Salava K.-13, Makarevich K.-11, Maskalik H.-7, Stryhun D.-7, Bich M.-2, Maskal D.-0, Maksimovich T.-0, Inazemtseva Y.-0. Head coach: Sakuta Liubou. Assistant coach: Griga Sergei.

RUSSIA: Blokhina M.-21, Pakhmutova S.-21, Ogurtsova S.-11, Larina V.-7, Sabaneeva D.-5, Kucherenko A.-1, Solodkova E.-1, Soshnikova O.-1, Demina V.-0, Koblanova M.-0, Kudakaeva A.-0. Head coach: Rymarchuk Y. Assistant coach: Vasilkov A.





POLAND - LITHUANIA 53:57 (10:8, 10:31, 21:8, 12:10)

POLAND: Dobejko M.-30, Szczygiel D.-11, Byczkowska M.-6, Kosinska A.-4, Gajda A.-2, Pysklo N.-0, Wisniewska A.-0, Wrobel O.-0, Bigaj D.-DNP, Szot A.-DNP. Head coach: Romanowski T. Assistant coach: Jacyna M.

LITHUANIA: Eskertaite R.-35, Makovska J.-10, Balkyte M.-4, Jocyte E.-4, Dobilaitė E.-2, Judvytyte L.-2, Gudenaite G.-0, Vanceviciute P.-0, Navikaite D.-DNP, Vosyliute K.-DNP. Head coach: Minkevicius M. Assistant coach: Jocyte G.

UKRAINE - POLAND 55:71 (21:21, 15:14, 10:20, 9:16)

UKRAINE: Khoroshykh O.-29, Melnychuk H.-9, Borodina A.-6, Oblyvantseva A.-6, Sivakova Anastasiia-3, Sivakova Anna-2, Bondarenko L.-0, Krasnoglazova K.-0. Head coach: Shchedryva L. Assistant coach: Kirsanova-Staron O. and Shchedryva H.

POLAND: Dobejko M.-40, Szczygiel D.-19, Pysklo N.-8, Bigaj D.-3, Kosinska A.-1, Byczkowska M.-0, Gajda A.-0, Szot A.-0, Wisniewska A.-0, Wrobel O.-0, Szot A.-0. Head coach: Romanowski T. Assistant coach: Jacyna M.

TURKEY - BELARUS 93:32 (30:4, 25:12, 8:11, 30:5)

TURKEY: Kose E.-40, Uzundurukan C.-14, Aslan C.-13, Cevik B.-10, Yesilyurt M.-8, Orencik G.-4, Caliskan G.-2, Gundem H.-2, Bal F.-0, Buyukavci D.-0, Demir K.-0, Goger I.-0. Head coach: Yarga G.

BELARUS: Makarevich K.-15, Stryhun D.-7, Bich M.-4, Maskalik H.-4, Salava K.-2, Inazemtseva Y.-0, Maksimovich T.-0, Maskal D.-0. Head coach: Sakuta Liubou. Assistant coach: Griga Sergei.

LITHUANIA - RUSSIA 63:61 ET. (15:11, 10:15, 14:15, 20:18, 4:2)

LITHUANIA: Eskertaite R.-21, Makovska J.-18, Dobilaitė E.-12, Vanceviciute P.-8, Judvytyte L.-4, Balkyte M.-0, Gudenaite G.-0, Jocyte E.-0, Navikaite D.-DNP, Vosyliute K.-DNP. Head coach: Minkevicius M. Assistant coach: Jocyte G.

RUSSIA: Pakhmutova S.-24, Sabaneeva D.-12, Ogurtsova S.-9, Blokhina M.-8, Larina V.-5, Solodkova E.-3, Kucherenko A.-0, Kudakaeva A.-0, Demina V.-DNP, Koblanova M.-DNP, Soshnikova O.-DNP. Head coach: Rymarchuk Y. Assistant coach: Vasilkov A.

FINAL TABLE

Rank	Nation	Win	Lost	PF	PA	Diff	Points
1	TURKEY	5	0	413	192	+221	10
2	LITHUANIA	4	1	288	268	+ 20	9
3	RUSSIA	3	2	326	241	+ 85	8
4	POLAND	2	3	263	289	- 26	7
5	BELARUS	1	4	203	330	- 127	6
6	UKRAINE	0	5	209	382	- 173	5



POINTS

MEN

116	LARRANAGA AYERBE Benat	Spain
96	CZUPRYN Mateusz	Poland
91	LARIO NAVARRO Miquel Angel	Spain
86	YURKOV Daniil	Russia
76	KROPYVIANSKYI Yegor	Ukraine
61	SMIRNOV Ivan	Russia
59	BARYS Szymon	Poland
58	GUDENAS Ervinas	Lithuania
	RUIZ FREIJO Daniel	Spain
	SANKAUSKAS Laurynas	Lithuania
57	AKCAN Asim	Turkey
50	KULIKOV Oleh	Ukraine
43	TOSANTOS FERNANDEZ Enrique	Spain
41	TSARENKO Pavel	Russia
38	MARTINEZ DIAGO Ibon	Spain
34	PERMINOV Denys	Ukraine
33	ABACI Muzaffer	Turkey
31	AYDEMIR Ismail	Turkey
	MORAWSKI Tomasz	Poland
28	GRABAUSKAS Aurimas	Lithuania
27	KATAKINAS Gabrielis	Lithuania
26	SUBBOTIN Maksim	Russia
25	SVEDAS Giedrus	Lithuania
24	SUSUZ Enis	Turkey
	ZIETALA Grzegorz	Poland
23	ZAPIVAKHIN Vadim	Russia
22	IBRAGIMOV Dmitrii	Russia
21	RUIZ FREIJO Raul	Spain
	WANDZIK Bogdan	Poland
20	KOLBASENKO Dmitrii	Russia
	REVENKO Bogdan	Ukraine
	WARDZIAK Emil	Poland
	YILMAZ Celal	Turkey
17	KIPIATKOV Anton	Russia
	PARILTI Nevzat	Turkey
16	STONKUS Pijus	Lithuania
15	GUDAITIS Laurynas	Lithuania
14	BYCHKOVYI Danylo	Ukraine
	ODYNOKYI Vladyslav	Ukraine
13	VARGAS BORDES Javier	Spain
10	KAYNARCA Kaan Altay	Turkey
9	GIERAS Bartłomiej	Poland
	LUKOSIUS Dominykas	Lithuania
6	BEZRUKOV Mykolai	Ukraine
	WILCZYNSKI Emil	Poland
5	MARTINEZ CUSPINERA Guillem	Spain
	SENOCAK Serif	Turkey
4	KATUTIS Karolis	Lithuania

	MORILLA JUAN Paul	Spain
	PLYTAITIS Tomas	Lithuania
	SONGINAS Matas	Lithuania
3	NIEWIADOMY Cyprian	Poland
2	BUBNOV Boris	Russia
	KAHVECIOGLU Halil Ibrahim	Turkey
	KUKUSHKIN Maxim	Russia
	OZURFALI Yunus Can	Turkey
	PTYTSIA Vitalii	Ukraine
0	BILESHKO Kyrylo	Ukraine
	CENIKLI Sezer	Turkey
	ISMAILOV Rasim	Ukraine
	KARAKUS Sakir	Turkey
	LEDOCHKOV Konstantin	Russia
	MIKHENKOV Vasilii	Russia
	PIETRZAK Mateusz	Poland
	SADCHIKOV Vlad	Ukraine
	VIDAL ACEVEDO Luis	Spain
	ZDANAVICIUS Sarunas	Lithuania

WOMEN

164	KOSE Ecrin	Turkey
130	ESKERTAITE Ramune	Lithuania
127	DOBEJKO Matylida	Poland
85	PAKHMUTOVA Sabina	Russia
84	KHOROSHYKH Olena	Ukraine
	SZCZYGIEL Dominika	Poland
68	UZUNDURUKAN Caglanur	Poland
67	MARAKERVICH Kseniya	Belarus
	OGURTSOVA Svetlana	Russia
66	BLOKHINA Mariia	Russia
59	ASLAN Cagla	Turkey
56	MAKOVSKA Juljana	Lithuania
53	STRYHUN Dziyana	Belarus
49	CEVIK Busra	Turkey
43	MELNYCHUK Hanna	Ukraine
33	OBLYVANTSEVA Anzhelika	Ukraine
32	DOBILAITE Eliza	Lithuania
	SABANEEVA Dina	Russia
28	BORODINA Anastasiia	Ukraine
	LARINA Viktoriia	Russia
26	JOCYTE Erika	Lithuania
24	SOLODKOVA Ekaterina	Russia
23	YESILYURT Merve	Turkey
20	PYSKLO Natalia	Poland
19	ORENCIK Gozdenur	Turkey
	VANCEVICIUTE Patricija	Lithuania
15	BICH Maryna	Belarus
13	JUDVYTYTE Laura	Lithuania
	KUCHERENKO Anastasiia	Russia
	SALAVA Katsriaryna	Belarus

12	Goger Inci	Turkey
	GUNDEM Humeyra	Turkey
10	SIVAKOVA Anastasiia	Ukraine
9	BALKYTE Monika	Lithuania
	KRASNOGLAZOVA Kateryna	Ukraine
8	BYCZKOWSKA Marta	Poland
	GUDENAITE Guoda	Lithuania
	MASKALIK Hanna	Belarus
7	KOSINSKA Agata	Poland
	WROBEL Olga	Poland
6	SOSHIKOVA Olesia	Russia
5	BAL Feyzanur	Turkey
	BIGAJ Dominika	Poland
4	GAJDA Anna	Poland
3	KOBLANOVA Mila	Russia
2	CALISKAN Gamze	Turkey
	KUDAKAEVA Alfiia	Russia
	MAKSIMOVICH Tatsiana	Belarus
	SIVAKOVA Anna	Ukraine
0	BONDARENKO Liubov	Ukraine
	BUYUKAVCI Dila	Turkey
	DEMINA Viktoria	Russia
	DEMIR Kubra	Turkey
	INZEMTSEVA Yuliya	Belarus
	MASKAL Darya	Belarus
	NAVIKAITE Deimante	Lithuania
	SZOT Aleksandra	Poland
	VOSYLIUTE Kamile	Lithuania
	WISNIEWSKA Angelika	Poland

FOR 3 POINTS

MEN

16	LARRANAGA AYERBE Benat	Spain
9	BARYS Szymon	Poland
	SMIRNOV Ivan	Russia
	TOSANTOS FERNANDEZ Enrique	Spain
8	YURKOV Daniil	Russia
7	GUDENAS Ervinas	Lithuania
6	CZUPRYN Mateusz	Poland
4	AYDEMIR Ismail	Turkey
	KULIKOV Oleh	Ukraine
	PERMINOV Denys	Ukraine
	TSARENKO Pavel	Russia
3	ABACI Muzaffer	Turkey
	IBRAGIMOV Dmitrii	Russia
	KATAKINAS Gabrielis	Lithuania
	MARTINEZ DIAGO Ibon	Spain
	SUBBOTIN Maksim	Russia

2	KIPIATKOV Anton	Russia
	VARGAS BORDES Javier	Spain
1	BYCHKOVI Danylo	Ukraine
	GIERAS Bartłomiej	Poland
	KROPYVIANSKYI Yegor	Ukraine
	PARILTI Nevzat	Turkey
	REVENKO Bogdan	Ukraine
	SANKAUSKAS Laurynas	Lithuania
	STONKUS Pijus	Lithuania
	SUSUZ Enis	Turkey
	WANDZIK Bogdan	Poland
	WARDZIAK Emil	Poland
	WILCZYNSKI Emil	Poland

WOMEN

28	KOSE Ecrin	Turkey
14	ESKERTAITE Ramune	Lithuania
13	DOBEJKO Matylda	Poland
10	BLOKHINA Mariia	Russia
6	MAKOVSKA Juljana	Lithuania
	OGURTSOVA Svetlana	Russia
	PAKHMUTOVA Sabina	Russia
5	MARAKERVICH Kseniya	Belarus
4	ASLAN Cagla	Turkey
	UZUNDURUKAN Caglanur	Poland
2	OBLYVANTSEVA Anzhelika	Ukraine
	PYSKLO Natalia	Poland
	SABANEEVA Dina	Russia
	VANCEVICIUTE Patricija	Lithuania
1	BALKYTE Monika	Lithuania
	BICH Maryna	Belarus
	KUCHERENKO Anastasiia	Russia
	MELNYCHUK Hanna	Ukraine
	WROBEL Olga	Poland

PARTICIPATION LIST

WOMEN

BELARUS



Maryna BICH



Yuliya INAZEMTSEVA



Kseniya MAKAREVICH



Darya MASKAL



Hanna MASKALIK



Tasianna MAKSIMOVICH



Katsiaryna SALAVA



Dzyiyana STRYHUN



Liubou SAKUTA
Head Coach



Sergei GRIGA
Coach and Leader

LITHUANIA



Monika BALKYTE



Eliza DOBILAITE



Ramune ESKERTAITE



Guoda GUDENAITE



Erika JOCYTE



Laura JUDVYTYTE



Juljana MAKOVSKA



Deimante NAVIKAITE



Patricija VANCEVICIUTE



Kamile VOSYLIUTE



Marius MINKEVICIUS
Coach and Leader




Grazina JOCYTE
Coach



Kazimieras JASNAUSKAS
Medical


POLAND



Dominika BIGAJ



Marta BYCZKOWSKA



Matylda DOBEJKO



Anna GAJDA



Agata KOSINSKA



Natalia PYSKLO



Dominika SZCZYGIEL



Aleksandra SZOT



Angelika WISNIEWSKA



Olga WROBEL



Katarzyna LASOTA
Medical



Tomasz ROMANOWSKI
Head Coach



Maciej JACYNA
Assistant Coach



Karolina PRZYBYL
Leader



Olga GRUDZIEN
Medical

RUSSIA



Mariia BLOKHINA



Viktoria DEMINA



Mila KOBLANOVA



Anastasiia KUCHERENKO



Alfiia KUDAKAEVA



Viktoriia LARINA



Svetlana OGURTSOVA



Sabina PAKHMUTOVA



Dina SABANEEVA



Ekaterina SOLODKOVA



Olesia SOSHNIKOVA



Yuri RYMARCHUK
Head Coach



Aleksander VASILKOV
Coach



Natalia MUKHINA
Leader



Evgenii ZBANDUTO
Medical

TURKEY



Cagla ASLAN



Feyzanur BAL



Dila BUYUKAVCI



Gamze CALISKAN



Busra CEVIK



Kubra DEMIR



Inci GOGER



Humeyra GUNDEM



Ecrin KOSE



Gozdenur ORENCIK



Caglanur UZUNDURUKAN



Merve YESILYURT



Gulseren YARGA
Head Coach




Tamer UREL
Leader



Burak Can BALCIK
Interpreter



Burak Can BALCIK
Interpreter



Esra KARAGOZ
Doctor

UKRAINE



Liubov BONDARENKO



Anastasiia BORODINA



Olena KHOROSHYKH



Kateryna KRASNOGLAZOVA



Hanna MELNYCHUK



Anzhelika OBLYVANTSEVA



Anna SIVAKOVA



Anastasiia SIVAKOVA



Lyudnyla SHCHEDRYVA
Head Coach



Oksana
KIRSANOVA-STARON
Coach



Burak Can SHCHEDRYVA
Coach



Vitalii LAVRYK
Leader

MEN

LITHUANIA



Aurimas GRABAUSKAS



Laurynas GUDAITIS



Ervinas GUDENAS



Gabrielis KATAKINAS



Karolis KATUTIS



Dominykas LUKOSIUS



Tomas PLYTAITIS



Laurynas SANKAUSKAS



Matas SONGINAS



Pijus STONKUS



Giedrus SVEDAS



Sarunas ZDANAVICIUS



Janis SKAKUN
Head Coach




Aleksas JASIUNAS
Leader



Kazimieras JASNAUSKAS
Medical

POLAND



Szymon BARYS



Mateusz CZUPRYN



Bartłomiej GIERAS



Tomasz MORAWSKI



Cyprian NIEWIADOMY



Mateusz PIETRZAK



Bogdan WANDZIK



Emil WARDZIAK



Emil WILCZYŃSKI



Grzegorz ZIETALA



Katarzyna LASOTA
Medical



Wojciech INGLOT
Coach



Kamil WANIA
Coach



Jakub WUDARCZYK
Leader



Paweł SIEMBIDA
Medical

RUSSIA



Boris BUBNOV



Dmitrii IBRAGIMOV



Anton KIPYATKOV



Dmitrii KOLBASENKO



Maxim KUKUSHKIN



Konstantin LEDOCHKOV



Vasilii MIKHIEENKOV



Ivan SMIRNOV



Maksim SUBBOTIN



Pavel TSARENKO



Daniil YURKOV



Vadim ZAPIYAKHIN



Alexandr VASILKOV
Head Coach



Yuri RYMARCHUK
Coach



Nataliia MUKHINA
Leader



Evgenii ZBANDUTO
Medical

SPAIN



Miquel Angel
LARIO NAVARRO



Benat
LARRANAGA AYERBE



Guillem
MARTINEZ CUSPINERA



Ibon
MARTINEZ DIAGO



Paul
MORILLA JUAN



Daniel
RUIZ FREIJO



Raul
RUIZ FREIJO



Enrique
TOSANTOS FERNANDEZ



Javier VARGAS BORDES



Luis VIDAL ACEVEDO



Juan Vicente
VELEZ RAMOS
Head Coach



Oscar
ALOY DE GEA
Assistant Coach



Jorge
VIDAL MOSQUERA
Leader



Sergio
ARNAIZ DIAZ
Medical

UKRAINE



Mykolai BEZRUKOV



Kyrylo BILESHKO



Danylo BYCHKOVIYI



Rasim ISMAILOV



Yegor KROPYVIANSKYI



Oleh KULIKOV



Vladyslav ODYNOKYI



Denys PERMINOV



Vitalii PTYTSIA



Bogdan REVENKO



Vlad SADCHIKOV



Stanislav KAKOVKIN
Head Coach



Iurii NETORA
Coach



Vitalii LAVRYK
Leader

TURKEY



Muzaffer ABACI



Asim AKCAN



Ismael AYDEMIR



Sezer CENIKLI



Halil Ibrahim KAHVECIOGLU



Sakir KARAKUS



Kaan Altay KAYNARCA



Yunus Can OZURFALI



Nevzat PARILTI



Serif SENOCAK



Enis SUSUZ



Celal YILMAZ



Cengiz KURU
Head Coach



Hayrettin Necati UYSAL
Assistant Coach



Husnu SELCUK
Leader



Mehmet KOC
Leader



Sercan AKDAG
Medical



Recai CENIK
Medical



Burak Can BALCIK
Interpreter



MEN'S MATCH STATS

M1: TURKEY - SPAIN



2017 U20 EUROPEAN DEAF BASKETBALL CHAMPIONSHIPS BOYS TURKEY vs ESPANA

Referees: Bartosz Kucharski, Marek Ulawinski
Commissioner: Marek Lemarych

Game no. B 01
LUBLIN
HALL MOSIR

21.08.2017 12:00
(Local time)

OFFICIAL STATISTICS

21 - 86

(6-21, 0-20, 5-24, 10-21)

TURKEY (TUR)

Head coach: Gengiz Kuru
Assistant coach(es): Hayrettin Necati Uysal

No.	Name	Min	FG		2P FG		3P FG		FT		Reb			PF			+/-	PTS			
			M/A	%	M/A	%	M/A	%	M/A	%	RO	RD	Tot	AS	TO	ST			BS	C	D
4	NEVZAT PARILTI	32:13	2/2	100.0	2/2	100.0	0/0	0.0	1/2	50.0	0	0	0	0	3	1	0	1	3	-53	5
*5	MUZAFFER ABACI	28:04	2/9	22.2	1/6	16.7	1/3	33.3	0/0	0.0	0	1	1	2	13	4	0	2	2	-42	5
6	SAKIR KARAKUS	DNP																			
7	ISMAIL AYDEMIR	19:03	0/6	0.0	0/3	0.0	0/3	0.0	0/0	0.0	0	1	1	0	3	2	0	5	1	-33	0
8	HALIL IBRAHIM KAHVECIOGLU	12:11	0/5	0.0	0/5	0.0	0/0	0.0	0/0	0.0	0	2	2	1	1	0	0	2	0	-14	0
*9	ASIM AKCAN	14:25	3/8	37.5	3/8	37.5	0/0	0.0	0/0	0.0	3	0	3	0	4	0	0	5	0	-25	6
*10	YILMAZ CELAL	14:12	0/1	0.0	0/1	0.0	0/0	0.0	1/2	50.0	1	4	5	0	8	0	1	1	1	-24	1
11	SEZER CENIKLI	10:21	0/1	0.0	0/0	0.0	0/1	0.0	0/0	0.0	0	2	2	0	2	1	1	0	1	-17	0
12	YUNUS CAN OZURFALI	13:17	0/5	0.0	0/5	0.0	0/0	0.0	0/0	0.0	3	1	4	0	0	0	0	0	0	-14	0
13	KAAN ALTAY KAYNARCA	17:30	2/3	66.7	2/3	66.7	0/0	0.0	0/0	0.0	1	3	4	0	1	0	0	1	0	-31	4
*14	SERIF SENOCAK	26:43	0/4	0.0	0/3	0.0	0/1	0.0	0/2	0.0	0	3	3	0	2	0	4	3	2	-51	0
*15	ENIS SUSUZ	12:01	0/2	0.0	0/1	0.0	0/1	0.0	0/0	0.0	1	3	4	0	2	2	0	4	1	-21	0
Team/Coach											2	1	3		5						
Totals			9/46	19.6	8/37	21.6	1/9	11.1	2/6	33.3	11	21	32	3	44	10	6	24	11		21

ESPANA (ESP)

Head coach: Juan Velez Ramos
Assistant coach(es): Oscar Aloy Degea

No.	Name	Min	FG		2P FG		3P FG		FT		Reb			PF			+/-	PTS			
			M/A	%	M/A	%	M/A	%	M/A	%	RO	RD	Tot	AS	TO	ST			BS	C	D
4	RAUL RUIZ FREIJO	13:02	3/6	50.0	3/6	50.0	0/0	0.0	0/0	0.0	2	2	4	2	2	3	0	3	0	+25	6
6	PAUL MORILLA JUAN	12:22	1/2	50.0	1/2	50.0	0/0	0.0	0/0	0.0	0	2	2	0	1	0	0	0	0	+14	2
*7	ENRIQUE TOSANTOS FERNANDEZ	29:19	6/13	46.2	3/6	50.0	3/7	42.9	0/0	0.0	1	3	4	5	3	3	0	1	4	+45	15
*8	BENAT LARRANAGA AYERBE	29:24	6/13	46.2	2/7	28.6	4/6	66.7	4/5	80.0	4	3	7	2	3	5	0	2	3	+53	20
*9	DANIEL RUIZ FREIJO	29:00	5/11	45.5	5/10	50.0	0/1	0.0	3/6	50.0	0	3	3	2	3	4	1	0	6	+46	13
*10	IBON MARTINEZ DIAGO	29:44	5/10	50.0	4/7	57.1	1/3	33.3	1/4	25.0	5	6	11	2	1	4	0	2	5	+42	12
11	LUIS VIDAL ACEVEDO	03:26	0/0	0.0	0/0	0.0	0/0	0.0	0/0	0.0	0	0	0	0	1	0	0	1	0	+9	0
12	GUILLEM MARTINEZ CUSPINA	13:27	0/1	0.0	0/1	0.0	0/0	0.0	0/0	0.0	1	1	2	0	0	0	0	1	0	+16	0
*13	MIQUEL ANGEL LARIO NAVARRO	26:33	6/13	46.2	6/13	46.2	0/0	0.0	3/4	75.0	7	4	11	4	4	2	2	1	4	+50	15
14	JAVIER VARGAS BORDES	13:43	1/2	50.0	1/2	50.0	0/0	0.0	1/2	50.0	1	1	2	0	1	1	0	0	2	+26	3
Team/Coach											2	1	3		3						
Totals			33/71	46.5	25/54	46.3	8/17	47.1	12/21	57.1	23	26	49	17	22	22	3	11	24		86

Scoring by 5 minutes intervals		Q1		Q2		Q3		Q4	
		TUR	ESP	TUR	ESP	TUR	ESP	TUR	ESP
	TUR	3	6	6	6	10	11	17	21
	ESP	9	21	35	41	53	65	75	86

	TUR	ESP
Points from turnovers	6	45
Points in the paint	14	50
Second chance points	4	20
Fast break points	4	23
Bench points	9	11

	TUR	ESP
Biggest lead	2	67
Biggest scoring run	3-0 (6-18)	23-0 (6-41)
Lead changes		1
Times tied		2
Time Leading	00:18	39:04

Legend:

Min	Minutes played	M/A	Made/attempts	Reb	Rebounds	AS	Assists	TO	Turnovers
*	Starters	%	Shooting percentage	RD	Defensive rebounds	PF	Personal fouls	ST	Steals
DNP	Did not play	FT	Free throws	RO	Offensive rebounds	C	Committed fouls	BS	Blocked shots
FG	Field goals	PTS	Points scored	Tot	Total rebounds	D	Drawn fouls	+/-	Net points while on court

M2: LITHUANIA - UKRAINE



2017 U20 EUROPEAN DEAF BASKETBALL CHAMPIONSHIPS BOYS
LITHUANIA vs UKRAINE

Referees: Mariusz Adamczek, Mariusz Goddek
Commissioner: Marek Lembrzych

Game no. B 02
LUBLIN
HALL MOSIR

21.08.2017 18:00
(Local time)

OFFICIAL STATISTICS

65 - 41

(15-7, 18-9, 13-11, 19-14)

Head coach: Janis Skakun
Assistant coach(es): Aleksas Jasunas

No.	Name	Min	FG		2P FG		3P FG		FT		Reb			PF				PTS			
			M/A	%	M/A	%	M/A	%	M/A	%	RO	RD	Tot	AS	TO	ST	BS		C	D	+/-
*4	LAURYNAS SANKAUSKAS	21:26	9/12	75.0	9/9	100.0	0/3	0.0	1/3	33.3	2	5	7	5	2	4	0	0	3	+22	19
*5	TOMAS PLYTAITIS	23:28	0/6	0.0	0/4	0.0	0/2	0.0	1/4	25.0	4	4	8	2	1	1	0	0	2	+20	1
6	MATAS SONGINAS	09:13	2/6	33.3	2/4	50.0	0/2	0.0	0/0	0.0	2	0	2	1	4	1	0	2	2	+1	4
*7	ERVINAS GUDENAS	23:57	6/13	46.2	3/5	60.0	3/8	37.5	0/0	0.0	0	3	3	0	2	2	0	2	1	+18	15
8	LAURYNAS GUDAITIS	14:40	1/3	33.3	1/3	33.3	0/0	0.0	0/0	0.0	5	2	7	0	1	0	0	1	1	+0	2
9	KAROLIS KATUTIS	06:45	0/2	0.0	0/1	0.0	0/1	0.0	0/0	0.0	0	0	0	0	1	1	0	1	0	-1	0
10	GABRIELIS KATAKINAS	20:42	2/9	22.2	2/7	28.6	0/2	0.0	0/0	0.0	1	4	5	3	2	2	0	0	2	+15	4
*11	GIEDRIUS SVEDAS	19:01	0/3	0.0	0/3	0.0	0/0	0.0	1/2	50.0	2	3	5	0	4	0	0	3	1	+2	1
12	AURIMAS GRABAUSKAS	28:02	6/14	42.9	6/14	42.9	0/0	0.0	0/0	0.0	3	9	12	1	5	0	0	3	2	+21	12
13	SARUNAS ZDANAVICIUS	DNP																			
*14	PIJUS STONKUS	24:47	3/9	33.3	3/9	33.3	0/0	0.0	1/2	50.0	2	2	4	0	2	3	4	0	1	+27	7
15	DOMINYKAS LUKOSIUS	07:59	0/1	0.0	0/0	0.0	0/1	0.0	0/0	0.0	1	1	2	0	1	0	0	1	0	-5	0
Team/Coach											1	1	2		1						
Totals			29/78	37,2	26/59	44,1	3/19	15,8	4/11	36,4	23	34	57	12	26	14	4	13	15		65

Head coach: Stanislav Kakovkin
Assistant coach(es): Iurii Netora

No.	Name	Min	FG		2P FG		3P FG		FT		Reb			PF				PTS			
			M/A	%	M/A	%	M/A	%	M/A	%	RO	RD	Tot	AS	TO	ST	BS		C	D	+/-
4	MYKOLAI BEZRUKOV	03:35	0/0	0.0	0/0	0.0	0/0	0.0	1/2	50.0	2	0	2	0	0	0	0	0	1	+4	1
5	ILLIA DERYBAS	DNP																			
7	VITALII PTYTSIA	04:18	0/0	0.0	0/0	0.0	0/0	0.0	0/0	0.0	1	0	1	0	1	0	0	0	0	+4	0
8	VLAD SADCHIKOV	02:31	0/0	0.0	0/0	0.0	0/0	0.0	0/0	0.0	0	0	0	0	1	0	0	0	0	+0	0
*9	YEGOR KROPYVIANSKYI	34:18	6/17	35.3	6/14	42.9	0/3	0.0	2/7	28.6	6	4	9	3	7	0	0	5	4	-27	14
10	DENYS PERMINOV	22:59	3/7	42.9	2/4	50.0	1/3	33.3	0/2	0.0	3	2	5	1	6	1	0	0	1	-6	7
*12	BOGDAN REVENKO	32:08	3/7	42.9	2/2	100.0	1/5	20.0	2/2	100.0	3	4	7	0	2	0	1	2	2	-17	9
*13	OLEH KULIKOV	35:41	4/23	17.4	4/22	18.2	0/1	0.0	2/4	50.0	4	9	13	1	5	4	3	2	5	-21	10
14	RASIM ISMAILOV	04:46	0/2	0.0	0/0	0.0	0/2	0.0	0/0	0.0	0	0	0	0	0	2	0	0	0	+2	0
*15	DANYLO BYCHKOVYI	25:51	0/2	0.0	0/1	0.0	0/1	0.0	0/0	0.0	0	2	2	0	7	0	0	5	0	-32	0
*16	VLADYSLAV ODYNOKYI	30:53	0/8	0.0	0/8	0.0	0/0	0.0	0/0	0.0	3	2	5	0	3	1	0	1	0	-26	0
17	KYRYLO BILESHKO	03:00	0/1	0.0	0/1	0.0	0/0	0.0	0/0	0.0	0	1	1	0	0	0	0	0	0	-1	0
Team/Coach											2	6	8		1						
Totals			16/67	23,9	14/52	26,9	2/15	13,3	7/17	41,2	23	30	53	5	33	8	4	15	13		41

Scoring by 5 minutes intervals

	Q1		Q2		Q3		Q4	
LTU	12	15	24	33	44	46	58	65
UKR	0	7	9	16	19	27	34	41

	LTU	UKR
Points from turnovers	26	21
Points in the paint	46	28
Second chance points	6	7
Fast break points	28	10
Bench points	22	8

	LTU	UKR
Biggest lead	28	0
Biggest scoring run	15-0 (15-0)	8-0 (46-27)
Lead changes	0	
Times tied	1	
Time Leading	39:39	00:00

Legend:

Min	Minutes played	M/A	Made/attempts	Reb	Rebounds	AS	Assists	TO	Turnovers
*	Starters	%	Shooting percentage	RD	Defensive rebounds	PF	Personal fouls	ST	Steals
DNP	Did not play	FT	Free throws	RO	Offensive rebounds	C	Committed fouls	BS	Blocked shots
FG	Field goals	PTS	Points scored	Tot	Total rebounds	D	Drawn fouls	+/-	Net points while on court

M3: POLAND - RUSSIA



2017 U20 EUROPEAN DEAF BASKETBALL CHAMPIONSHIPS BOYS POLAND vs RUSSIA

Referee: Oleksandr Davydov, Tobias Reinhardt
Commissioner: Marek Lemaych

Game no. B 03
LUBLIN
HALL MOSIR

21.08.2017 20:00
(Local time)

OFFICIAL STATISTICS

52 - 56

(18-8, 16-10, 11-22, 7-15)

POLAND (POL)

Head coach: Wojciech Inglot
Assistant coach(es): Kamil Wania

No.	Name	Min	FG		2P FG		3P FG		FT		Reb			PF			PTS					
			M/A	%	M/A	%	M/A	%	M/A	%	RO	RD	Tot	AS	TO	ST		BS	C	D	+/-	
4	MATEUSZ PIETRZAK	01:36	0/0	0,0	0/0	0,0	0/0	0,0	0/0	0,0	0	0	0	0	0	1	1	0	0	0	-5	0
5	EMIL WILCZYNSKI	01:44	0/0	0,0	0/0	0,0	0/0	0,0	0/0	0,0	0	1	1	0	0	0	0	0	0	0	-2	0
6	BOGDAN WANDZIK	20:37	2/7	28,6	2/5	40,0	0/2	0,0	0/0	0,0	3	4	7	2	2	3	1	2	1	+3	4	
*7	EMIL WADZIAK	32:20	5/11	45,5	4/8	50,0	1/3	33,3	0/2	0,0	1	1	2	1	4	2	0	3	1	-4	11	
*8	SZYMON BARYS	35:42	4/11	36,4	3/9	33,3	1/2	50,0	1/3	33,3	3	6	9	2	5	4	1	4	3	+4	10	
*9	GRZEGORZ ZIETALA	29:36	1/5	20,0	1/4	25,0	0/1	0,0	3/8	37,5	1	2	3	0	5	5	0	5	4	-5	5	
*11	MATEUSZ CZUPRYN	35:57	8/23	34,8	6/15	40,0	2/8	25,0	1/4	25,0	1	3	4	2	8	6	0	4	3	-5	19	
12	BARTLOMIEJ GIERAS	10:02	0/2	0,0	0/2	0,0	0/0	0,0	0/0	0,0	0	0	0	0	1	0	0	2	0	-4	0	
*13	MORAWSKI TOMASZ	30:49	1/3	33,3	1/3	33,3	0/0	0,0	1/2	50,0	1	8	9	0	2	4	0	4	1	-4	3	
15	CYPRIAN NIEWIADOMY	01:38	0/0	0,0	0/0	0,0	0/0	0,0	0/0	0,0	0	0	0	0	0	0	0	0	0	+2	0	
Team/Coach											2	2	4									
Totals			21/62	33,9	17/46	37,0	4/16	25,0	6/17	35,3	12	27	39	7	28	25	2	24	13		52	

RUSSIA (RUS)

Head coach: Aleksander Vasilkov
Assistant coach(es): Yuri Rymarchuk

No.	Name	Min	FG		2P FG		3P FG		FT		Reb			PF			PTS				
			M/A	%	M/A	%	M/A	%	M/A	%	RO	RD	Tot	AS	TO	ST		BS	C	D	+/-
*0	VASILII MIKHENKOV	20:27	0/5	0,0	0/5	0,0	0/0	0,0	0/0	0,0	1	4	5	0	3	0	0	3	0	-8	0
9	DMITRII KOLBASENKO	05:47	0/1	0,0	0/1	0,0	0/0	0,0	2/2	100,0	2	3	5	0	2	0	0	0	1	-8	2
*10	VADIM ZAPIVAKHIN	31:21	3/7	42,9	3/7	42,9	0/0	0,0	0/4	0,0	6	5	11	1	5	1	2	0	2	+9	6
*11	DANIIL YURKOV	33:07	7/15	46,7	5/10	50,0	2/5	40,0	3/8	37,5	4	5	9	3	4	3	0	2	8	-2	19
13	ANTON KIFIATKOV	04:07	0/3	0,0	0/3	0,0	0/0	0,0	0/0	0,0	1	0	1	0	0	0	0	0	0	-7	0
14	KONSTANTIN LEDOCHKOV	DNP																			
17	MAXIM KUKUSHKIN	07:27	1/2	50,0	1/1	100,0	0/1	0,0	0/0	0,0	0	1	1	0	2	0	0	1	0	-5	2
*18	PAVEL TSARENKO	26:08	3/10	30,0	2/7	28,6	1/3	33,3	1/5	20,0	2	4	6	1	9	2	1	3	2	+8	8
*21	MAXIM SUBBOTIN	26:58	2/5	40,0	1/1	100,0	1/4	25,0	4/7	57,1	0	3	3	0	4	1	0	1	5	+18	9
22	IVAN SMIRNOV	23:35	2/9	22,2	2/7	28,6	0/2	0,0	2/2	100,0	4	4	8	2	3	3	0	1	4	+3	6
23	BORIS BUBNOV	01:41	0/1	0,0	0/0	0,0	0/1	0,0	0/0	0,0	0	0	0	0	1	0	0	0	0	+2	0
24	DMITRII IBRAGIMOV	19:22	1/2	50,0	1/2	50,0	0/0	0,0	2/2	100,0	1	3	4	0	1	0	0	2	1	+11	4
Team/Coach											1	1	2								
Totals			19/60	31,7	15/44	34,1	4/16	25,0	14/30	46,7	22	33	55	7	34	10	3	13	23		56

Scoring by 5 minutes intervals

	Q1		Q2		Q3		Q4	
POL	9	18	23	34	40	45	47	52
RUS	9	9	14	19	26	41	50	56

	POL	RUS
Points from turnovers	19	19
Points in the paint	28	28
Second chance points	8	18
Fast break points	16	6
Bench points	4	14

	POL	RUS
Biggest lead	18	5
Biggest scoring run	11-0 (18-9)	11-0 (44-39)
Lead changes		7
Times tied		3
Time Leading	28:43	07:35

Legend:

Min	Minutes played	M/A	Made/attempts	Reb	Rebounds	AS	Assists	TO	Turnovers
*	Starters	%	Shooting percentage	RD	Defensive rebounds	PF	Personal fouls	ST	Steals
DNP	Did not play	FT	Free throws	RO	Offensive rebounds	C	Committed fouls	BS	Blocked shots
FG	Field goals	PTS	Points scored	Tot	Total rebounds	D	Drawn fouls	+/-	Net points while on court

M 4: TURKEY - RUSSIA



2017 U20 EUROPEAN DEAF BASKETBALL CHAMPIONSHIPS BOYS TURKEY vs RUSSIA

Referees: Oleksandr Davydov, Pawel Wardziak
Commissioner: Marek Lembrich

Game no. B 04
LUBLIN
HALL MOSIR

22.08.2017 10:00
(Local time)

OFFICIAL STATISTICS

38 - 43

(8-12, 9-13, 14-9, 7-9)

Head coach: Cengiz Kuru
Assistant coach(es): Hayrettin Necati Uysal

No.	Name	Min	FG		2P FG		3P FG		FT		Reb			AS		TO		ST		BS		PF		+/-	PTS
			M/A	%	M/A	%	M/A	%	M/A	%	M/A	%	RO	RD	Tot	AS	TO	ST	BS	C	D				
*4	NEVZAT PARILTI	14:50	0/2	0,0	0/0	0,0	0/2	0,0	0/0	0,0	2	1	3	1	1	3	0	3	0	3	0	-6	0		
*5	MUZAFFER ABACI	36:12	3/13	23,1	3/12	25,0	0/1	0,0	0/2	0,0	1	3	4	1	9	3	0	4	4	-7	6				
6	SAKIR KARAKUS	00:33	0/0	0,0	0/0	0,0	0/0	0,0	0/0	0,0	0	0	0	0	0	0	0	0	0	-1	0				
7	ISMAIL AYDEMIR	19:32	0/7	0,0	0/7	0,0	0/0	0,0	0/0	0,0	2	4	6	2	2	3	0	5	1	-3	0				
8	HALIL IBRAHIM KAHVECIOGLU	DNP																							
9	ASIM AKCAN	20:39	6/11	54,5	6/11	54,5	0/0	0,0	0/0	0,0	1	2	3	0	2	2	0	0	2	-7	12				
10	YILMAZ CELAL	33:31	5/9	55,6	5/7	71,4	0/2	0,0	1/1	100,0	1	2	3	2	8	6	0	4	1	+2	11				
11	SEZER CENIKLI	06:42	0/0	0,0	0/0	0,0	0/0	0,0	0/0	0,0	2	0	2	0	0	1	0	1	0	+8	0				
12	YUNUS CAN OZURFALI	08:18	0/3	0,0	0/3	0,0	0/0	0,0	0/0	0,0	1	1	2	1	1	0	0	4	1	+2	0				
*13	KAAN ALTAY KAYNARCA	10:33	1/1	100,0	1/1	100,0	0/0	0,0	0/0	0,0	1	3	4	0	3	1	0	0	0	-6	2				
*14	SERIF SENOCAK	31:42	0/7	0,0	0/7	0,0	0/0	0,0	1/4	25,0	5	6	11	0	4	0	1	3	2	-7	1				
*15	ENIS SUSUZ	17:28	3/7	42,9	3/6	50,0	0/1	0,0	0/0	0,0	1	1	2	0	4	0	0	0	0	+0	6				
Team/Coach											1	3	4		3										
Totals			18/60	30,0	18/54	33,3	0/6	0,0	2/7	28,6	18	26	44	7	37	19	1	24	11		38				

Head coach: Aleksander Vasilkov
Assistant coach(es): Yuri Rymarchuk

No.	Name	Min	FG		2P FG		3P FG		FT		Reb			AS		TO		ST		BS		PF		+/-	PTS
			M/A	%	M/A	%	M/A	%	M/A	%	RO	RD	Tot	AS	TO	ST	BS	C	D						
*0	VASILII MIKHENKOV	19:48	0/2	0,0	0/2	0,0	0/0	0,0	0/0	0,0	3	3	6	0	4	0	0	0	0	-7	0				
9	DMITRII KOLBASENKO	14:03	4/6	66,7	4/6	66,7	0/0	0,0	0/1	0,0	3	1	4	0	3	1	0	2	1	+9	8				
*10	VADIM ZAPIVAKHIN	32:41	1/8	12,5	1/8	12,5	0/0	0,0	2/4	50,0	3	6	9	0	6	2	1	1	2	+6	4				
*11	DANIIL YURKOV	28:27	1/10	10,0	0/6	0,0	1/4	25,0	4/11	36,4	2	2	4	4	10	1	0	3	9	+0	7				
13	ANTON KIPATKOV	11:03	0/2	0,0	0/1	0,0	0/1	0,0	1/3	33,3	3	1	4	0	1	0	0	0	1	+3	1				
14	KONSTANTIN LEDOCHKOV	DNP																							
17	MAXIM KUKUSHKIN	07:42	0/1	0,0	0/0	0,0	0/1	0,0	0/0	0,0	1	3	4	0	0	1	0	0	0	+6	0				
*18	PAVEL TSARENKO	28:00	4/9	44,4	3/7	42,9	1/2	50,0	2/3	66,7	0	3	3	3	6	1	2	2	+8	11					
*21	MAXIM SUBBOTIN	26:03	2/5	40,0	1/2	50,0	1/3	33,3	4/4	100,0	0	2	2	1	6	3	0	1	6	-5	9				
22	IVAN SMIRNOV	20:47	1/6	16,7	0/2	0,0	1/4	25,0	0/0	0,0	0	1	1	1	4	2	0	3	1	+3	3				
23	BORIS BUBNOV	DNP																							
24	DMITRII IBRAGIMOV	11:26	0/2	0,0	0/2	0,0	0/0	0,0	0/0	0,0	0	0	0	1	1	0	0	0	0	+2	0				
Team/Coach											3	4	7		0										
Totals			13/51	25,5	9/36	25,0	4/15	26,7	13/26	50,0	18	26	44	10	41	11	3	12	22		43				

Scoring by 5 minutes intervals

	Q1		Q2		Q3		Q4	
TUR	2	8	15	17	23	31	33	38
RUS	6	12	19	25	25	34	38	43

	TUR	RUS
Points from turnovers	21	14
Points in the paint	32	14
Second chance points	6	7
Fast break points	17	9
Bench points	23	12

	TUR	RUS
Biggest lead	3	9
Biggest scoring run	8-0 (25-25)	8-0 (33-42)
Lead changes	2	
Times tied	4	
Time Leading	02:28	35:11

Legend:

Min	Minutes played	M/A	Made/attempts	Reb	Rebounds	AS	Assists	TO	Turnovers
*	Starters	%	Shooting percentage	RD	Defensive rebounds	PF	Personal fouls	ST	Steals
DNP	Did not play	FT	Free throws	RO	Offensive rebounds	C	Committed fouls	BS	Blocked shots
FG	Field goals	PTS	Points scored	Tot	Total rebounds	D	Drawn fouls	+/-	Net points while on court

M 5: SPAIN - LITHUANIA



2017 U20 EUROPEAN DEAF BASKETBALL CHAMPIONSHIPS BOYS ESPANA vs LITHUANIA

Referees: Bartosz Kucharski, Marek Ulewinski
Commissioner: Marek Lemaych

Game no. B 05
LUBLIN
HALL MOSIR

22.08.2017 14:00
(Local time)

OFFICIAL STATISTICS

82 - 32

(27-5, 18-8, 25-8, 12-11)

Head coach: Jorge Vidal Mosquera
Assistant coach(es): Juan Vicente Velez Ramos

No.	Name	Min	FG		2P FG		3P FG		FT		Reb			PF			+/-	PTS				
			M/A	%	M/A	%	M/A	%	M/A	%	RO	RD	Tot	AS	TO	ST			BS	C	D	
4	RAUL RUIZ FREIJO	15:44	0/4	0,0	0/4	0,0	0/0	0,0	0/6	0,0	3	2	5	1	1	2	0	3	3	+19	0	
5	PAUL MORILLA JUAN	07:35	0/0	0,0	0/0	0,0	0/0	0,0	0/0	0,0	0	0	0	0	0	1	0	0	4	0	-3	0
*7	ENRIQUE TOSANTOS FERNANDEZ	27:46	2/7	28,6	0/1	0,0	2/6	33,3	2/4	50,0	0	2	2	3	1	2	1	2	2	2	+36	8
*8	BENAT LARRANAGA AYERBE	27:16	12/16	75,0	8/10	80,0	4/6	66,7	4/5	80,0	3	4	7	2	5	7	0	3	7	+48	32	
*9	DANIEL RUIZ FREIJO	27:39	6/15	40,0	6/12	50,0	0/3	0,0	1/4	25,0	4	1	5	4	2	7	0	1	5	+39	13	
*10	IBON MARTINEZ DIAGO	28:11	5/14	35,7	4/9	44,4	1/5	20,0	0/0	0,0	2	6	8	5	5	1	0	1	0	+47	11	
11	LUIS VIDAL ACEVEDO	06:13	0/0	0,0	0/0	0,0	0/0	0,0	0/0	0,0	0	0	0	0	1	0	0	2	0	+5	0	
12	GUILLEM MARTINEZ CUSPINERA	17:02	0/2	0,0	0/2	0,0	0/0	0,0	1/2	50,0	0	0	0	0	1	0	0	1	2	+8	1	
*13	MIQUEL ANGEL LARIO NAVARRO	27:32	7/16	43,8	7/15	46,7	0/1	0,0	1/4	25,0	5	9	14	2	1	3	0	2	5	+44	15	
14	JAVIER VARGAS BORDES	15:02	1/3	33,3	1/1	100,0	0/2	0,0	0/2	0,0	0	3	3	0	1	3	0	0	1	+7	2	
Team/Coach											5	3	8		1							
Totals			33/77	42,9	26/54	48,1	7/23	30,4	9/27	33,3	22	30	52	17	20	25	1	19	25		82	

Head coach: Janis Skakun
Assistant coach(es): Aleksas Jaisunas

No.	Name	Min	FG		2P FG		3P FG		FT		Reb			PF			+/-	PTS			
			M/A	%	M/A	%	M/A	%	M/A	%	RO	RD	Tot	AS	TO	ST			BS	C	D
*4	LAURYNAS SANKAUSKAS	30:00	5/13	38,5	5/10	50,0	0/3	0,0	2/2	100,0	0	1	1	1	5	1	0	4	5	-49	12
*5	TOMAS PLYTAITIS	10:30	0/2	0,0	0/2	0,0	0/0	0,0	0/2	0,0	0	0	0	0	4	1	0	1	0	-18	0
6	MATAS SONGINAS	11:42	0/0	0,0	0/0	0,0	0/0	0,0	0/0	0,0	0	0	0	0	1	0	0	1	1	+0	0
*7	ERVINAS GUDENAS	31:13	1/4	25,0	1/2	50,0	0/2	0,0	1/2	50,0	0	0	0	0	3	2	0	3	1	-38	3
8	LAURYNAS GUDAITIS	16:16	0/3	0,0	0/2	0,0	0/1	0,0	0/0	0,0	0	9	0	6	0	1	4	0	-28	0	
9	KAROLIS KATUTIS	07:55	1/2	50,0	1/2	50,0	0/0	0,0	2/2	100,0	0	0	0	0	3	1	0	0	1	-2	4
10	GABRIELIS KATAKINAS	18:53	0/1	0,0	0/1	0,0	0/0	0,0	0/0	0,0	0	1	1	3	3	1	0	2	0	-21	0
11	GIEDRIUS SVEDAS	26:24	3/4	75,0	3/4	75,0	0/0	0,0	3/9	33,3	1	11	12	0	2	0	1	1	7	-34	9
*12	AURIMAS GRABAUSKAS	24:19	2/10	20,0	2/7	28,6	0/3	0,0	0/0	0,0	0	3	3	0	7	2	2	4	1	-30	4
13	SARUNAS ZDANAVICIUS	08:15	0/0	0,0	0/0	0,0	0/0	0,0	0/0	0,0	1	0	1	0	1	0	0	4	1	-7	0
*14	PIJUS STONKUS	14:33	0/3	0,0	0/3	0,0	0/0	0,0	0/0	0,0	0	2	2	1	5	1	1	1	1	-23	0
15	DOMINYKAS LUKOSIUS	DNP																			
Team/Coach											2	3	5		0						
Totals			12/42	28,6	12/33	36,4	0/9	0,0	8/17	47,1	4	30	34	5	40	9	5	25	19		32

Scoring by 5 minutes intervals

	Q1		Q2		Q3		Q4	
ESP	10	27	33	45	60	70	75	82
LTU	0	5	9	13	17	21	25	32

	ESP	LTU
Points from turnovers	35	5
Points in the paint	50	22
Second chance points	11	2
Fast break points	23	8
Bench points	3	13

	ESP	LTU
Biggest lead	53	0
Biggest scoring run	19-0 (19-0)	4-0 (70-23)
Lead changes	0	
Times tied	1	
Time Leading	39:41	00:00

Legend:

Min	Minutes played	M/A	Made/Attempts	Reb	Rebounds	AS	Assists	TO	Turnovers
*	Starters	%	Shooting percentage	RD	Defensive rebounds	PF	Personal fouls	ST	Steals
DNP	Did not play	FT	Free throws	RO	Offensive rebounds	C	Committed fouls	BS	Blocked shots
FG	Field goals	PTS	Points scored	Tot	Total rebounds	D	Drawn fouls	+/-	Net points while on court

M 6: UKRAINE - POLAND



2017 U20 EUROPEAN DEAF BASKETBALL CHAMPIONSHIPS BOYS UKRAINE vs POLAND

Referees: Frederica Di Marco, Vincent Guyon
Commissioner: Marek Lempijch

Game no. B 09
LUBLIN
HALL MOSIR

22.06.2017 18:00
(Local time)

OFFICIAL STATISTICS

43 - 63

(14-20, 13-8, 5-16, 11-18)

UKRAINE (UKR)

Head coach: Stanislav Kakovkin
Assistant coach(es): Iurii Netora

No.	Name	Min	FG		2P FG		3P FG		FT		Reb			AS	TO	ST	BS	PF			PTS		
			M/A	%	M/A	%	M/A	%	M/A	%	R	O	Tot					C	D	+/-			
4	MYKOLAI BEZRUKOV	06:03	1/2	50.0	1/2	50.0	0/0	0.0	0/0	0.0	0	2	2	0	1	0	0	0	0	0	+1	2	
5	ILLIA DERYBAS	DNP																					
7	VITALII PTYTSIA	04:29	0/1	0.0	0/1	0.0	0/0	0.0	0/0	0.0	0	0	0	0	0	0	0	0	0	0	0	+0	0
8	VLAD SADCHIKOV	03:17	0/0	0.0	0/0	0.0	0/0	0.0	0/0	0.0	0	0	0	0	0	0	0	0	0	0	0	-2	0
*9	YEGOR KROPYVIANSKYI	38:53	6/14	42.9	5/11	45.5	1/3	33.3	6/7	85.7	1	13	14	2	5	2	0	2	9	-17	19		
10	DENYS PERMINOV	32:26	3/9	33.3	2/5	40.0	1/4	25.0	2/4	50.0	3	1	4	0	7	1	0	3	5	-14	9		
*12	BOGDAN REVENKO	28:27	0/2	0.0	0/1	0.0	0/1	0.0	1/2	50.0	0	4	4	1	7	1	1	4	1	-13	1		
*13	OLEH KULIKOV	31:54	2/10	20.0	1/6	16.7	1/4	25.0	3/4	75.0	2	6	8	3	6	1	0	3	4	-21	8		
14	RASIM ISMAILOV	03:12	0/0	0.0	0/0	0.0	0/0	0.0	0/0	0.0	0	0	0	0	2	0	0	0	0	-4	0		
*15	DANYLO BYCHKOVYI	20:30	0/4	0.0	0/2	0.0	0/2	0.0	0/0	0.0	0	1	1	0	4	2	0	2	0	-13	0		
*16	VLADYSLAV ODYNOKYI	28:15	2/9	22.2	2/9	22.2	0/0	0.0	0/0	0.0	4	4	8	0	4	1	2	3	1	-16	4		
17	KYRYLO BILESHKO	02:34	0/0	0.0	0/0	0.0	0/0	0.0	0/0	0.0	0	1	1	0	0	0	0	0	0	-1	0		
Team/Coach											3	2	5		0								
Totals			14/51	27.5	11/37	29.7	3/14	21.4	12/17	70.6	13	34	47	6	36	8	3	17	20		43		

POLAND (POL)

Head coach: Wojciech Inglot
Assistant coach(es): Kamil Wania

No.	Name	Min	FG		2P FG		3P FG		FT		Reb			AS	TO	ST	BS	PF			PTS
			M/A	%	M/A	%	M/A	%	M/A	%	R	O	Tot					C	D	+/-	
4	MATEUSZ PIETRZAK	07:49	0/1	0.0	0/0	0.0	0/1	0.0	0/0	0.0	2	0	2	0	1	1	0	0	0	-2	0
5	EMIL WILCZYNSKI	10:57	0/3	0.0	0/3	0.0	0/0	0.0	1/2	50.0	1	1	2	1	1	0	0	1	1	-2	1
6	BOGDAN WANDZIK	25:49	4/9	44.4	4/8	50.0	0/1	0.0	0/0	0.0	4	0	4	0	0	1	0	2	0	+12	8
*7	EMIL WADZIAK	15:17	2/9	22.2	2/3	66.7	0/6	0.0	0/0	0.0	0	2	2	3	3	2	0	4	2	+7	4
*8	SZYMON BARYS	32:28	7/21	33.3	3/7	42.9	4/14	28.6	1/2	50.0	1	7	8	3	5	5	0	3	3	+17	19
*9	GRZEGORZ ZIETALA	25:08	4/5	80.0	4/4	100.0	0/1	0.0	3/5	60.0	3	3	6	5	2	3	0	4	4	+23	11
*11	MATEUSZ CZUPRYN	30:17	1/13	7.7	1/5	20.0	0/8	0.0	1/4	25.0	1	1	2	2	5	6	0	3	3	+17	3
12	BARTLOMIEJ GIERAS	19:22	4/7	57.1	3/3	100.0	1/4	25.0	0/0	0.0	2	3	5	2	2	1	0	3	0	+12	9
*13	MORAWSKI TOMASZ	29:36	3/8	37.5	3/8	37.5	0/0	0.0	0/2	0.0	7	6	13	2	1	2	0	0	3	+14	6
15	CYPRIAN NIEWIADOMY	03:17	1/1	100.0	1/1	100.0	0/0	0.0	0/2	0.0	0	0	0	0	0	1	0	0	1	+2	2
Team/Coach											1	3	4		0						
Totals			26/77	33.8	21/42	50.0	5/35	14.3	6/17	35.3	22	26	48	18	20	22	0	20	17		63

Scoring by 5 minutes intervals

	Q1	Q2	Q3	Q4
UKR	3 14	19 27	29 32	38 43
POL	12 20	26 29	36 45	59 63

	UKR	POL
Points from turnovers	9	34
Points in the paint	20	34
Second chance points	8	19
Fast break points	5	13
Bench points	11	20

	UKR	POL
Biggest lead	0	22
Biggest scoring run	6-0 (25-26)	9-0 (27-36)
Lead changes		0
Times tied		2
Time Leading	00:00	39:22

Legend:

Min	Minutes played	M/A	Made/attempts	Reb	Rebounds	AS	Assists	TO	Turnovers
*	Starters	%	Shooting percentage	RD	Defensive rebounds	PF	Personal fouls	ST	Steals
DNP	Did not play	FT	Free throws	RO	Offensive rebounds	C	Committed fouls	BS	Blocked shots
FG	Field goals	PTS	Points scored	Tot	Total rebounds	D	Drawn fouls	+/-	Net points while on court

M 7: UKRAINE - RUSSIA



**2017 U20 EUROPEAN DEAF BASKETBALL CHAMPIONSHIPS BOYS
UKRAINE vs RUSSIA**

Referees: Bartosz Kucharski, Vincent Guyon
Commissioner: Marek Lempiach

Game no. B 07
Lublin
HALL MOSIR

24.08.2017 12:00
(Local time)

OFFICIAL STATISTICS

29 - 69

(5-19, 4-23, 8-16, 11-11)

Head coach: Stanislav Kakovkin

Assistant coach(es): Iurii Netora

UKRAINE (UKR)

No.	Name	Min	FG		2P FG		3P FG		FT		Reb			PF			+/-	PTS			
			M/A	%	M/A	%	M/A	%	M/A	%	RO	RD	Tot	AS	TO	ST			BS	C	D
4	MYKOLAJ BEZRUKOV	18:23	1/3	33.3	1/2	50.0	0/1	0.0	1/3	33.3	2	1	3	0	2	0	0	2	1	-15	3
5	ILLIA DERYBAS	DNP																			
7	VITALII PTYTSIA	11:12	1/4	25.0	1/3	33.3	0/1	0.0	0/0	0.0	0	1	1	1	1	0	0	0	0	-17	2
8	VLAD SADCHIKOV	06:20	0/3	0.0	0/1	0.0	0/2	0.0	0/0	0.0	1	1	2	0	0	1	0	0	0	-14	0
*9	YEGOR KROPYVIANSKYI	34:48	5/13	38.5	5/11	45.5	0/2	0.0	1/1	100.0	2	8	10	1	6	0	0	5	1	-34	11
*10	DENYS PERMINOV	16:40	1/8	12.5	1/3	33.3	0/5	0.0	0/0	0.0	0	2	2	1	3	1	0	0	0	-17	2
*12	BOGDAN REVENKO	23:54	1/5	20.0	1/2	50.0	0/3	0.0	0/0	0.0	1	2	3	1	1	1	0	4	1	-30	2
*13	OLEH KULIKOV	27:59	1/7	14.3	1/4	25.0	0/3	0.0	1/3	33.3	0	4	4	1	5	1	3	2	3	-28	3
14	RASIM ISMAILOV	13:21	0/6	0.0	0/1	0.0	0/5	0.0	0/4	0.0	0	2	2	0	0	0	0	3	2	-12	0
15	DANYLO BYCHKOVYI	08:07	0/1	0.0	0/0	0.0	0/1	0.0	0/0	0.0	1	1	2	0	1	1	0	0	0	-5	0
*16	VLADYSLAV ODYNOKYI	29:33	3/7	42.9	3/7	42.9	0/0	0.0	0/0	0.0	2	4	6	0	4	1	1	2	1	-19	6
17	KYRYLO BILESHKO	09:43	0/0	0.0	0/0	0.0	0/0	0.0	0/0	0.0	0	0	0	0	1	0	0	1	0	-9	0
Team/Coach											0	9	9		3						
Totals			13/57	22.8	13/34	38.2	0/23	0.0	3/11	27.3	9	35	44	5	27	6	4	19	9		29

Head coach: Aleksander Vasilkov

Assistant coach(es): Yuri Rymarchuk

RUSSIA (RUS)

No.	Name	Min	FG		2P FG		3P FG		FT		Reb			PF			+/-	PTS			
			M/A	%	M/A	%	M/A	%	M/A	%	RO	RD	Tot	AS	TO	ST			BS	C	D
*0	VASILII MIKHENKOV	16:28	0/2	0.0	0/2	0.0	0/0	0.0	0/0	0.0	2	2	4	0	0	1	0	2	0	-1	0
9	DMITRII KOLBASENKO	16:51	3/9	33.3	3/9	33.3	0/0	0.0	0/0	0.0	5	5	10	1	3	2	1	1	1	+25	6
*10	VADIM ZAPIVAKHIN	21:50	4/7	57.1	4/7	57.1	0/0	0.0	0/3	0.0	3	5	8	2	0	1	0	2	5	+26	8
*11	DANIIL YURKOV	23:48	9/21	42.9	5/11	45.5	4/10	40.0	0/1	0.0	2	4	6	3	5	4	0	1	5	+26	22
13	ANTON KIPATKOV	10:57	2/6	33.3	2/4	50.0	0/2	0.0	0/0	0.0	2	0	2	0	1	2	0	0	0	+10	4
14	KONSTANTIN LEDOCHKOV	04:25	0/0	0.0	0/0	0.0	0/0	0.0	0/0	0.0	0	3	3	0	0	0	0	0	0	+3	0
17	MAXIM KUKUSHKIN	09:17	0/4	0.0	0/3	0.0	0/1	0.0	0/0	0.0	0	1	1	2	1	0	0	1	1	+3	0
*18	PAVEL TSARENKO	22:50	0/10	0.0	0/6	0.0	0/4	0.0	0/0	0.0	2	4	6	5	3	4	0	1	1	+20	0
*21	MAXIM SUBBOTIN	23:20	0/5	0.0	0/3	0.0	0/2	0.0	3/4	75.0	0	2	2	3	0	0	0	0	3	+20	3
22	IVAN SMIRNOV	18:45	6/12	50.0	4/7	57.1	2/5	40.0	0/2	0.0	1	3	4	2	0	1	0	1	3	+33	14
23	BORIS BUBNOV	06:38	1/4	25.0	1/3	33.3	0/1	0.0	0/0	0.0	1	1	2	0	0	0	0	0	0	+5	2
24	DMITRII IBRAGIMOV	24:51	4/10	40.0	2/6	33.3	2/4	50.0	0/0	0.0	7	2	9	0	0	1	0	0	0	+30	10
Team/Coach											2	4	6		0						
Totals			29/90	32.2	21/61	34.4	8/29	27.6	3/10	30.0	27	36	63	18	13	16	1	9	19		69

Scoring by 5 minutes intervals

	Q1	Q2	Q3	Q4
UKR	5 5	5 9	14 18	24 29
RUS	9 19	32 42	44 58	64 69

	UKR	RUS
Points from turnovers	4	28
Points in the paint	20	32
Second chance points	2	9
Fast break points	3	18
Bench points	5	36

	UKR	RUS
Biggest lead	3	42
Biggest scoring run	4-0 (26-64)	31-0 (5-40)
Lead changes		1
Times tied		1
Time Leading	01:26	38:29

Legend:

Min	Minutes played	M/A	Made attempts	Reb	Rebounds	AS	Assists	TO	Turnovers
*	Starters	%	Shooting percentage	RD	Defensive rebounds	PF	Personal fouls	ST	Steals
DNP	Did not play	FT	Free throws	RO	Offensive rebounds	C	Committed fouls	BS	Blocked shots
FG	Field goals	PTS	Points scored	Tot	Total rebounds	D	Drawn fouls	+/-	Net points while on court

M 8: LITHUANIA - TURKEY



2017 U20 EUROPEAN DEAF BASKETBALL CHAMPIONSHIPS BOYS LITHUANIA vs TURKEY

Referees: Oleksandr Davydov, Jakub Adamczek
Commissioner: Marek Lembrzyn

Game no. B 08
LUBLIN
HALL MOSIR

24.08.2017 18:00
(Local time)

OFFICIAL STATISTICS

55 - 37

(10-7, 18-8, 11-14, 16-8)

Head coach: Janis Skakun

Assistant coach(es): Aleksas Jaisunas

LITHUANIA (LTU)

No.	Name	Min	FG		2P FG		3P FG		FT		Reb			PF							
			M/A	%	M/A	%	M/A	%	M/A	%	RO	RD	Tot	AS	TO	ST	BS	C	D	+/-	PTS
*4	LAURYNAS SANKAUSKAS	35:38	4/5	80.0	4/5	80.0	0/0	0.0	0/0	0.0	0	5	5	4	6	2	0	3	4	+17	8
5	TOMAS PLYTAITIS	23:24	0/2	0.0	0/2	0.0	0/0	0.0	0/0	0.0	1	1	2	1	2	0	0	2	1	+12	0
6	MATAS SONGINAS	DNP																			
*7	ERVINAS GUDENAS	31:58	7/18	38.9	4/9	44.4	3/9	33.3	5/9	55.6	1	3	4	1	2	5	3	1	6	+21	22
8	LAURYNAS GUDAITIS	06:53	1/5	20.0	1/5	20.0	0/0	0.0	0/0	0.0	2	4	6	0	0	0	0	0	0	+1	2
9	KAROLIS KATUTIS	00:08	0/0	0.0	0/0	0.0	0/0	0.0	0/0	0.0	0	0	0	0	0	0	0	0	0	+2	0
*10	GABRIELIS KATAKINAS	37:11	5/13	38.5	3/7	42.9	2/6	33.3	0/1	0.0	4	6	10	4	4	3	0	2	3	+14	12
11	GIEDRIUS SVEDAS	20:43	0/4	0.0	0/4	0.0	0/0	0.0	2/4	50.0	2	4	6	1	3	0	0	1	2	+1	2
*12	AURIMAS GRABAUSKAS	24:46	3/12	25.0	3/12	25.0	0/0	0.0	0/3	0.0	1	10	11	0	3	0	2	3	2	+16	6
13	SARUNAS ZDANAVICIUS	DNP																			
*14	PIJUS STONKUS	19:19	1/5	20.0	1/5	20.0	0/0	0.0	1/2	50.0	2	6	8	1	2	1	2	1	1	+6	3
15	DOMINYKAS LUKOSIUS	DNP																			
Team/Coach											1	2	3		2						
Totals			21/64	32.8	16/49	32.7	5/15	33.3	8/19	42.1	14	41	55	12	24	11	7	13	19		55

TURKEY (TUR)

No.	Name	Min	FG		2P FG		3P FG		FT		Reb			PF							
			M/A	%	M/A	%	M/A	%	M/A	%	RO	RD	Tot	AS	TO	ST	BS	C	D	+/-	PTS
4	NEVZAT PARILTI	23:46	2/5	40.0	2/5	40.0	0/0	0.0	0/0	0.0	2	1	3	2	4	0	0	4	1	-13	4
*5	MUZAFFER ABACI	22:21	2/12	16.7	0/5	0.0	2/7	28.6	1/2	50.0	0	2	2	3	4	0	0	5	2	-8	7
6	SAKIR KARAKUS	DNP																			
*7	ISMAIL AYDEMIR	32:19	3/12	25.0	0/4	0.0	3/8	37.5	0/0	0.0	0	1	1	0	2	1	0	2	0	-6	9
8	HALIL IBRAHIM KAHVECIOGLU	DNP																			
*9	ASIM AKCAN	32:02	6/17	35.3	6/16	37.5	0/1	0.0	2/2	100.0	1	4	5	0	4	1	0	1	1	-18	14
*10	YILMAZ CELAL	33:42	0/7	0.0	0/6	0.0	0/1	0.0	0/0	0.0	0	5	5	2	2	7	0	3	3	-19	0
11	SEZER CENIKLI	DNP																			
12	YUNUS CAN OZURFALI	14:48	0/2	0.0	0/2	0.0	0/0	0.0	0/2	0.0	2	4	6	0	1	1	1	0	3	-12	0
13	KAAN ALTAY KAYNARCA	07:49	1/2	50.0	1/2	50.0	0/0	0.0	0/0	0.0	1	1	2	0	0	0	1	1	0	+0	2
*14	SERIF SENOCAK	25:21	0/6	0.0	0/6	0.0	0/0	0.0	1/2	50.0	2	7	9	0	0	2	2	4	2	-8	1
15	ENIS SUSUZ	07:52	0/2	0.0	0/2	0.0	0/0	0.0	0/0	0.0	1	3	4	0	2	2	0	0	1	-10	0
Team/Coach											2	3	5		3						
Totals			14/65	21.5	9/48	18.8	5/17	29.4	4/8	50.0	11	31	42	7	22	14	4	20	13		37

Scoring by 5 minutes intervals

	Q1		Q2		Q3		Q4	
LTU	8	10	20	28	34	39	47	55
TUR	2	7	12	15	20	29	33	37

	LTU	TUR
Points from turnovers	23	13
Points in the paint	32	8
Second chance points	11	5
Fast break points	19	4
Bench points	4	6

	LTU	TUR
Biggest lead	18	0
Biggest scoring run	8-0 (8-0)	6-0 (34-26)
Lead changes	0	
Times tied	2	
Time Leading	38:52	00:00

Legend:

Min	Minutes played	M/A	Made/attempts	Reb	Rebounds	AS	Assists	TO	Turnovers
*	Starters	%	Shooting percentage	RD	Defensive rebounds	PF	Personal fouls	ST	Steals
DNP	Did not play	FT	Free throws	RO	Offensive rebounds	C	Committed fouls	BS	Blocked shots
FG	Field goals	PTS	Points scored	Tot	Total rebounds	D	Drawn fouls	+/-	Net points while on court

M 9: POLAND - SPAIN



2017 U20 EUROPEAN DEAF BASKETBALL CHAMPIONSHIPS BOYS
POLAND vs ESPANA

Referees: Fredencio Di Marcio, Grzegorz Lata
Commissioner: Marak Lemaych

Game no. B 09
LUBLIN
HALL MOSIR

24.08.2017 20:00
(Local time)

OFFICIAL STATISTICS

37 - 62

(6-22, 8-13, 7-13, 21-14)

POLAND (POL)

Head coach: Wojciech Inglot
Assistant coach(es): Kamil Wania

No.	Name	Min	FG		2P FG		3P FG		FT		Reb			PF			PTS				
			M/A	%	M/A	%	M/A	%	M/A	%	RO	RD	Tot	AS	TO	ST		BS	C	D	+/-
4	MATEUSZ PIETRZAK	09:53	0/2	0,0	0/2	0,0	0/0	0,0	0/2	0,0	1	4	5	0	1	0	0	0	1	+2	0
5	EMIL WILCZYNSKI	07:56	1/1	100,0	1/1	100,0	0/0	0,0	0/0	0,0	0	0	0	0	1	1	0	0	0	+7	2
6	BOGDAN WANDZIK	15:28	2/4	50,0	1/3	33,3	1/1	100,0	0/0	0,0	0	1	1	0	1	0	0	1	0	-20	5
*7	EMIL WADZIAK	24:40	2/7	28,6	2/6	33,3	0/1	0,0	0/0	0,0	1	1	2	0	5	1	0	3	1	-20	4
*8	SZYMON BARYS	36:06	3/17	17,6	2/11	18,2	1/6	16,7	1/2	50,0	0	4	4	1	4	1	1	0	1	-19	8
*9	GRZEGORZ ZIETALA	23:17	0/4	0,0	0/3	0,0	0/1	0,0	0/2	0,0	0	2	2	1	2	1	0	5	1	-30	0
*11	MATEUSZ CZUPRYN	30:30	5/21	23,8	5/18	27,8	0/3	0,0	3/8	37,5	2	4	6	0	2	6	1	3	10	-12	13
12	BARTLOMIEJ GIERAS	18:07	0/3	0,0	0/2	0,0	0/1	0,0	0/0	0,0	1	1	2	0	1	1	0	2	1	-16	0
*13	MORAWSKI TOMASZ	27:29	1/3	33,3	1/3	33,3	0/0	0,0	2/6	33,3	4	8	12	1	2	0	0	3	5	-24	4
15	CYPRIAN NIEWIADOMY	06:34	0/0	0,0	0/0	0,0	0/0	0,0	1/4	25,0	1	0	1	1	1	0	0	1	3	+7	1
Team/Coach												2	3	5	1						
Totals		14/62	22,6	12/49	24,5	2/13	15,4	7/24	29,2	12	28	40	4	21	11	2	18	23			37

ESPANA (ESP)

Head coach: Jorge Vidal Mosquera
Assistant coach(es): Juan Vicente Velez Ramos

No.	Name	Min	FG		2P FG		3P FG		FT		Reb			PF			PTS				
			M/A	%	M/A	%	M/A	%	M/A	%	RO	RD	Tot	AS	TO	ST		BS	C	D	+/-
4	RAUL RUIZ FREIJO	22:34	2/8	25,0	2/8	25,0	0/0	0,0	0/0	0,0	5	5	10	0	3	0	0	1	0	+15	4
6	PAUL MORILLA JUAN	04:13	0/1	0,0	0/1	0,0	0/0	0,0	0/0	0,0	0	0	0	0	1	0	0	2	0	+1	0
*7	ENRIQUE TOSANTOS FERNANDEZ	28:27	1/12	8,3	1/4	25,0	0/8	0,0	2/4	50,0	0	2	2	2	2	3	0	3	5	+11	4
*8	BENAT LARRANAGA AYERBE	31:49	7/17	41,2	6/12	50,0	1/5	20,0	2/4	50,0	5	7	12	4	4	4	0	1	3	+30	17
*9	DANIEL RUIZ FREIJO	18:59	4/6	66,7	4/6	66,7	0/0	0,0	0/0	0,0	1	2	3	0	0	0	0	3	0	+31	8
*10	IBON MARTINEZ DIAGO	36:20	5/13	38,5	5/10	50,0	0/3	0,0	2/2	100,0	5	8	13	4	6	3	0	4	3	+20	12
11	LUIS VIDAL ACEVEDO	04:23	0/0	0,0	0/0	0,0	0/0	0,0	0/0	0,0	0	0	0	0	1	0	0	2	0	-7	0
12	GUILLEM MARTINEZ CUSPINERA	10:00	1/2	50,0	1/2	50,0	0/0	0,0	0/0	0,0	0	1	1	1	1	0	0	3	0	-7	2
*13	MIQUEL ANGEL LARIO NAVARRO	25:47	6/9	66,7	6/9	66,7	0/0	0,0	0/6	0,0	3	11	14	3	3	0	0	2	7	+31	12
14	JAVIER VARGAS BORDES	17:28	1/3	33,3	0/1	0,0	1/2	50,0	0/0	0,0	0	0	0	1	5	2	0	2	0	+0	3
Team/Coach												1	4	5	0						
Totals		27/71	38,0	25/53	47,2	2/18	11,1	6/16	37,5	20	40	60	15	26	12	0	23	18			62

Scoring by 5 minutes intervals

	Q1		Q2		Q3		Q4	
POL	0	6	10	14	15	16	21	37
ESP	13	22	28	35	45	48	51	62

	POL	ESP
Points from turnovers	21	21
Points in the paint	18	45
Second chance points	8	13
Fast break points	9	15
Bench points	8	9

	POL	ESP
Biggest lead	0	36
Biggest scoring run	8-0 (32-60)	19-0 (0-19)
Lead changes	0	
Times tied	1	
Time Leading	00:00	38:51

Legend:

Min	Minutes played	M/A	Made/attempts	Reb	Rebounds	AS	Assists	TO	Turnovers
*	Starters	%	Shooting percentage	RD	Defensive rebounds	PF	Personal fouls	ST	Steals
DNP	Did not play	FT	Free throws	RO	Offensive rebounds	C	Committed fouls	BS	Blocked shots
FG	Field goals	PTS	Points scored	Tot	Total rebounds	D	Drawn fouls	+/-	Net points while on court

M 10: SPAIN - UKRAINE



2017 U20 EUROPEAN DEAF BASKETBALL CHAMPIONSHIPS BOYS
ESPANA vs UKRAINE

Referees: Paweł Wardziak, Robert Rydz
Commissioner: Marek Lambych

Game no. B 10
LUBLIN
HALL MOSIR

25.08.2017 10:00
(Local time)

OFFICIAL STATISTICS

82 - 49

(27-7, 22-20, 20-13, 13-6)

ESPANA (ESP) Head coach: Jorge Vidal Mosquera
Assistant coach(es): Juan Vicente Velez Ramos

No.	Name	Min	FG		2P FG		3P FG		FT		Reb			PF			+/-	PTS			
			M/A	%	M/A	%	M/A	%	M/A	%	RO	RD	Tot	AS	TO	ST			BS	C	D
4	RAUL RUIZ FREIJO	12:21	1/7	14.3	1/7	14.3	0/0	0.0	1/2	50.0	3	2	5	0	0	1	0	5	1	+21	3
6	PAUL MORILLA JUAN	08:03	1/2	50.0	1/2	50.0	0/0	0.0	0/0	0.0	0	1	1	0	1	0	0	4	0	+5	2
*7	ENRIQUE TOSANTOS FERNANDEZ	20:03	0/5	0.0	0/2	0.0	0/3	0.0	0/0	0.0	1	3	4	4	1	1	0	2	0	+27	0
*8	BENAT LARRANAGA AYERBE	25:19	9/22	40.9	5/9	55.6	4/13	30.8	0/0	0.0	2	2	4	3	3	1	0	2	0	+31	22
*9	DANIEL RUIZ FREIJO	25:20	5/15	33.3	5/14	35.7	0/1	0.0	0/2	0.0	8	2	10	2	4	0	0	2	3	+15	10
*10	IBON MARTINEZ DIAGO	32:12	6/22	27.3	5/12	41.7	1/10	10.0	1/3	33.3	3	9	12	4	1	5	0	1	4	+30	14
11	LUIS VIDAL ACEVEDO	11:22	0/1	0.0	0/1	0.0	0/0	0.0	0/0	0.0	2	0	2	0	0	1	0	2	0	-4	0
12	GUILLEM MARTINEZ CUSPINERA	15:56	0/3	0.0	0/2	0.0	0/1	0.0	0/0	0.0	0	2	2	1	0	0	0	0	0	+0	0
*13	MIQUEL ANGEL LARIO NAVARRO	29:27	13/18	72.2	13/17	76.5	0/1	0.0	0/2	0.0	7	5	12	5	2	7	0	1	5	+34	26
14	JAVIER VARGAS BORDES	19:57	2/6	33.3	1/3	33.3	1/3	33.3	0/0	0.0	0	1	1	0	1	1	0	0	0	+6	5
Team/Coach											1	1	2								
Totals			37/10	36,6	31/69	44,9	6/32	18,8	2/9	22,2	27	28	55	19	13	17	0	19	13		82

UKRAINE (UKR) Head coach: Stanislav Kakovkin
Assistant coach(es): Iurii Netora

No.	Name	Min	FG		2P FG		3P FG		FT		Reb			PF			+/-	PTS			
			M/A	%	M/A	%	M/A	%	M/A	%	RO	RD	Tot	AS	TO	ST			BS	C	D
4	MYKOLAI BEZRUKOV	16:40	0/1	0.0	0/1	0.0	0/0	0.0	0/0	0.0	0	0	0	0	0	0	0	0	0	-8	0
5	ILLIA DERYBAS	DNP																			
7	VITALII PTYTSIA	10:14	0/2	0.0	0/1	0.0	0/1	0.0	0/0	0.0	0	1	1	0	1	0	0	0	0	-7	0
8	VLAD SADCHIKOV	09:14	0/2	0.0	0/2	0.0	0/0	0.0	0/0	0.0	0	0	0	0	1	0	0	0	0	-1	0
*9	YEGOR KROPYVIANSKYI	30:13	6/16	37.5	6/13	46.2	0/3	0.0	6/8	100.0	5	7	12	0	9	1	0	4	7	-33	18
*10	DENYS PERMINOV	26:53	3/7	42.9	2/5	40.0	1/2	50.0	1/2	50.0	0	3	3	3	7	2	1	1	3	-24	8
*12	BOGDAN REVENKO	23:33	2/5	40.0	2/4	50.0	0/1	0.0	0/0	0.0	2	4	6	0	5	0	0	3	1	-28	4
*13	OLEH KULIKOV	37:49	4/13	30.8	3/9	33.3	1/4	25.0	2/4	50.0	0	14	14	3	6	3	2	3	4	-33	11
14	RASIM ISMAILOV	DNP																			
15	DANYLO BYCHKOVYI	14:40	3/5	60.0	2/4	50.0	1/1	100.0	1/3	33.3	0	2	2	1	3	1	0	0	2	-1	8
*16	VLADYSLAV ODYNOKYI	25:43	0/2	0.0	0/2	0.0	0/0	0.0	0/0	0.0	2	2	4	1	0	0	1	1	0	-31	0
17	KYRYLO BILESHKO	05:01	0/2	0.0	0/2	0.0	0/0	0.0	0/2	0.0	1	2	3	0	1	0	0	0	2	+2	0
Team/Coach											2	6	8		2						
Totals			18/55	32,7	15/43	34,9	3/12	25,0	10/17	58,8	12	41	53	8	35	8	4	13	19		49

Scoring by 5 minutes intervals

	Q1		Q2		Q3		Q4	
ESP	10	27	41	49	63	69	79	82
UKR	3	7	17	27	33	40	43	49

	ESP	UKR
Points from turnovers	28	12
Points in the paint	60	28
Second chance points	18	4
Fast break points	24	10
Bench points	10	8

	ESP	UKR
Biggest lead	38	0
Biggest scoring run	10-0 (79-41)	6-0 (80-49)
Lead changes		0
Times tied		1
Time Leading	39:11	00:00

Legend:

Min	Minutes played	M/A	Made/attempts	Reb	Rebounds	AS	Assists	TO	Turnovers
*	Starters	%	Shooting percentage	RD	Defensive rebounds	PF	Personal fouls	ST	Steals
DNP	Did not play	FT	Free throws	RO	Offensive rebounds	C	Committed fouls	BS	Blocked shots
FG	Field goals	PTS	Points scored	Tot	Total rebounds	D	Drawn fouls	+/-	Net points while on court

M 11: RUSSIA - LITHUANIA



**2017 U20 EUROPEAN DEAF BASKETBALL CHAMPIONSHIPS BOYS
RUSSIA vs LITHUANIA**

Referees: Francesco Di Marco, Grzegorz Łata
Commissioner: Marek Lemajch

Game no. B 11
LUBLIN
HALL MOSIR

25.08.2017 16:00
(Local time)

OFFICIAL STATISTICS

75 - 47

(13-20, 27-7, 18-10, 16-10)

Head coach: Aleksander Vasilkov
Assistant coach(es): Yuri Rymarchuk

No.	Name	Min	FG		2P FG		3P FG		FT		Reb			PF					PTS		
			M/A	%	M/A	%	M/A	%	M/A	%	RO	RD	Tot	AS	TO	ST	BS	C		D	+/-
*0	VASILII MIKHIEENKOV	10:34	0/0	0,0	0/0	0,0	0/0	0,0	0/0	0,0	0	2	2	0	1	0	0	3	1	-2	0
9	DMITRII KOLBASENKO	24:40	2/9	22,2	2/9	22,2	0/0	0,0	0/0	0,0	9	2	11	0	0	1	0	4	1	+26	4
*10	VADIM ZAPIVAKHIN	12:39	2/2	100,0	2/2	100,0	0/0	0,0	0/0	0,0	1	1	2	0	1	0	0	4	1	+1	4
*11	DANIIL YURKOV	33:13	6/17	35,3	5/11	45,5	1/6	16,7	11/14	78,6	1	4	5	6	3	3	0	2	12	+40	24
13	ANTON KIIPIATKOV	08:08	0/1	0,0	0/1	0,0	0/0	0,0	0/0	0,0	1	0	1	0	0	0	0	0	0	-9	0
14	KONSTANTIN LEDOCHKOV	01:06	0/0	0,0	0/0	0,0	0/0	0,0	0/0	0,0	0	0	0	0	0	0	0	0	0	-2	0
17	MAXIM KUKUSHKIN	01:48	0/0	0,0	0/0	0,0	0/0	0,0	0/0	0,0	0	0	0	0	2	0	0	0	1	-3	0
*18	PAVEL TSARENKO	31:31	4/12	33,3	3/10	30,0	1/2	50,0	2/5	40,0	2	4	6	3	4	5	0	2	5	+39	11
*21	MAXIM SUBBOTIN	13:50	0/3	0,0	0/1	0,0	0/2	0,0	2/4	50,0	2	2	4	0	0	0	0	2	2	+2	2
22	IVAN SMIRNOV	30:24	9/19	47,4	4/9	44,4	5/10	50,0	3/5	60,0	3	2	5	1	1	6	0	2	3	+17	26
23	BORIS BUBNOV	01:06	0/0	0,0	0/0	0,0	0/0	0,0	0/0	0,0	0	1	1	0	0	0	0	0	1	-2	0
24	DMITRII IBRAGIMOV	31:01	1/7	14,3	0/3	0,0	1/4	25,0	1/2	50,0	2	2	4	1	2	0	1	1	1	+33	4
Team/Coach											3	6	9	2			0				
Totals			24/70	34,3	16/46	34,8	8/24	33,3	19/30	63,3	24	26	50	11	16	15	1	20	28		75

Head coach: Janis Skakun
Assistant coach(es): Aleksas Jaisunas

No.	Name	Min	FG		2P FG		3P FG		FT		Reb			PF					PTS		
			M/A	%	M/A	%	M/A	%	M/A	%	RO	RD	Tot	AS	TO	ST	BS	C		D	+/-
*4	LAURYNAS SANKAUSKAS	27:30	2/7	28,6	2/6	33,3	0/1	0,0	1/4	25,0	0	5	5	3	4	3	0	5	4	-20	5
*5	TOMAS PLYTAITIS	15:43	1/2	50,0	1/1	100,0	0/1	0,0	1/2	50,0	0	2	2	1	2	2	0	1	1	-8	3
6	MATAS SONGINAS	07:16	0/0	0,0	0/0	0,0	0/0	0,0	0/0	0,0	0	0	0	0	1	0	0	1	0	-5	0
*7	ERVINAS GUDENAS	26:18	2/9	22,2	2/3	66,7	0/6	0,0	3/8	33,3	0	1	1	2	2	0	1	5	4	-26	7
8	LAURYNAS GUDAITIS	16:23	3/6	50,0	3/5	60,0	0/1	0,0	1/2	50,0	0	4	4	0	1	0	0	4	0	-8	7
9	KAROLIS KATUTIS	07:57	0/0	0,0	0/0	0,0	0/0	0,0	0/0	0,0	0	1	1	0	1	0	0	0	0	-4	0
10	GABRIELIS KATAKINAS	32:43	2/10	20,0	1/5	20,0	1/5	20,0	2/4	50,0	1	4	5	2	4	0	1	3	3	-17	7
11	GIEDRIUS SVEDAS	27:41	1/3	33,3	1/3	33,3	0/0	0,0	5/10	50,0	2	2	4	1	6	0	1	1	6	-1	7
*12	AURIMAS GRABAUSKAS	10:52	1/2	50,0	1/2	50,0	0/0	0,0	0/0	0,0	1	2	3	0	0	0	2	4	0	-22	2
13	SARUNAS ZDANAVICIUS	10:31	0/0	0,0	0/0	0,0	0/0	0,0	0/0	0,0	0	0	0	0	3	0	0	3	2	-8	0
*14	PIJUS STONKUS	17:06	4/7	57,1	3/5	60,0	1/2	50,0	0/0	0,0	3	0	3	0	1	0	1	1	0	-23	9
15	DOMINYKAS LUKOSIUS	DNP																			
Team/Coach											1	4	5	2			0				
Totals			16/46	34,8	14/30	46,7	2/16	12,5	13/31	41,9	8	25	33	10	26	5	6	28	20		47

Scoring by 5 minutes intervals

	Q1	Q2	Q3	Q4
RUS	8 13	24 40	53 59	65 75
LTU	6 20	23 27	27 37	44 47

	RUS	LTU
Points from turnovers	34	8
Points in the paint	32	22
Second chance points	15	2
Fast break points	19	8
Bench points	34	21

	RUS	LTU
Biggest lead	31	8
Biggest scoring run	15-0 (55-27)	10-0 (59-39)
Lead changes		2
Times tied		2
Time Leading	29:47	08:54

Legend:

Min	Minutes played	M/A	Made/attempts	Reb	Rebounds	AS	Assists	TO	Turnovers
*	Starters	%	Shooting percentage	RD	Defensive rebounds	PF	Personal fouls	ST	Steals
DNP	Did not play	FT	Free throws	RO	Offensive rebounds	C	Committed fouls	BS	Blocked shots
FG	Field goals	PTS	Points scored	Tot	Total rebounds	D	Drawn fouls	+/-	Net points while on court

M 12: TURKEY - POLAND



2017 U20 EUROPEAN DEAF BASKETBALL CHAMPIONSHIPS BOYS
TURKEY vs POLAND

Referees: Dieksandr Davydov, Grzegorz Łata
Commissioner: Marek Lembiyich

Game no. 6 12
LUBLIN
HALL MOSIR

25.08.2017 18:00
(Local time)

OFFICIAL STATISTICS

59 - 67

(6-18, 7-25, 23-16, 23-6)

TURKEY (TUR)

Head coach: Gengiz Kuru
Assistant coach(es): Necati Uysal

No.	Name	Min	FG		2P FG		3P FG		FT		Reb			PF					PTS		
			M/A	%	M/A	%	M/A	%	M/A	%	RO	RD	Tot	AS	TO	ST	BS	C		D	+/-
4	NEVZAT PARILTI	12:40	1/6	16,7	1/6	16,7	0/0	0,0	0/0	0,0	1	0	1	0	3	2	0	1	0	+12	2
5	MUZAFFER ABACI	25:56	4/10	40,0	4/10	40,0	0/0	0,0	1/2	50,0	1	2	3	4	8	1	0	2	1	+6	9
6	SAKIR KARAKUS	04:59	0/1	0,0	0/1	0,0	0/0	0,0	0/0	0,0	0	0	0	0	2	0	0	0	0	-9	0
*7	ISMAIL AYDEMIR	31:22	3/9	33,3	3/8	37,5	0/1	0,0	0/2	0,0	0	4	4	1	3	3	0	3	1	-8	6
8	HALIL IBRAHIM KAHVECIOGLU	07:57	1/3	33,3	1/2	50,0	0/1	0,0	0/0	0,0	0	0	0	0	1	0	0	1	1	-16	2
*9	ASIM AKCAN	23:34	8/12	66,7	8/12	66,7	0/0	0,0	8/13	61,5	1	2	3	1	3	3	0	4	9	+14	24
*10	YILMAZ CELAL	18:42	1/4	25,0	1/4	25,0	0/0	0,0	1/2	50,0	1	3	4	2	5	1	0	2	3	-14	3
11	SEZER CENIKLI	10:33	0/2	0,0	0/2	0,0	0/0	0,0	0/0	0,0	0	0	0	0	0	4	1	0	0	-17	0
12	YUNUS CAN OZURFALI	16:39	1/2	50,0	1/2	50,0	0/0	0,0	0/0	0,0	1	2	3	0	1	1	0	4	1	+2	2
13	KAAN ALTAY KAYNARCA	05:53	1/1	100,0	1/1	100,0	0/0	0,0	0/0	0,0	1	0	1	0	0	0	0	0	0	-5	2
*14	SERIF SENOCAK	20:57	0/4	0,0	0/4	0,0	0/0	0,0	0/0	0,0	4	3	7	0	2	0	0	1	2	-13	0
*15	ENIS SUSUZ	20:48	3/10	30,0	3/7	42,9	0/3	0,0	3/8	37,5	3	3	6	2	3	3	0	2	6	+8	9
Team/Coach												1	2	3		1					
Totals			23/64	35,9	23/59	39,0	0/5	0,0	13/27	48,1	14	21	35	10	32	18	1	20	24		59

POLAND (POL)

Head coach: Wojciech Inglot
Assistant coach(es): Kamil Wania

No.	Name	Min	FG		2P FG		3P FG		FT		Reb			PF					PTS		
			M/A	%	M/A	%	M/A	%	M/A	%	RO	RD	Tot	AS	TO	ST	BS	C		D	+/-
4	MATEUSZ PIETRZAK	08:08	0/0	0,0	0/0	0,0	0/0	0,0	0/0	0,0	0	0	0	0	1	0	0	1	0	+1	0
5	EMIL WILCZYNSKI	04:07	1/3	33,3	0/2	0,0	1/1	100,0	0/0	0,0	0	0	0	0	1	0	0	0	0	+7	3
6	BOGDAN WANDZIK	16:11	1/6	16,7	1/5	20,0	0/1	0,0	0/0	0,0	1	4	5	0	2	0	0	1	0	-1	2
*7	EMIL WADZIAK	28:47	0/6	0,0	0/3	0,0	0/3	0,0	1/2	50,0	0	3	3	4	11	3	0	3	2	+1	1
*8	SZYMON BARYS	35:53	7/15	46,7	4/9	44,4	3/6	50,0	0/0	0,0	1	4	5	2	7	4	0	4	0	+1	17
*9	GRZEGORZ ZIETALA	16:56	1/2	50,0	1/2	50,0	0/0	0,0	0/0	0,0	2	0	2	0	1	2	0	5	1	+3	2
*11	MATEUSZ CZUPRYN	34:48	11/19	57,9	9/13	69,2	2/6	33,3	7/9	77,8	2	4	6	2	10	6	1	4	11	+8	31
12	BARTLOMIEJ GIERAS	14:46	0/4	0,0	0/4	0,0	0/0	0,0	0/0	0,0	2	2	4	1	2	0	1	4	1	+7	0
*13	MORAWSKI TOMASZ	37:07	5/7	71,4	5/7	71,4	0/0	0,0	1/5	20,0	6	16	22	1	6	3	1	1	4	+9	11
15	CYPRIAN NIEWIADOMY	03:17	0/0	0,0	0/0	0,0	0/0	0,0	0/0	0,0	1	0	1	0	1	0	0	1	1	+4	0
Team/Coach												3	2	5		1					
Totals			26/62	41,9	20/45	44,4	6/17	35,3	9/16	56,3	18	35	53	10	43	18	3	24	20		67

Scoring by 5 minutes intervals

	Q1		Q2		Q3		Q4	
TUR	0	6	8	13	22	36	46	59
POL	8	18	29	43	52	59	63	67

	TUR	POL
Points from turnovers	23	20
Points in the paint	36	40
Second chance points	4	9
Fast break points	18	23
Bench points	17	5

	TUR	POL
Biggest lead	0	34
Biggest scoring run	12-0 (58-65)	16-0 (8-36)
Lead changes	0	
Times tied	1	
Time Leading	00:00	39:21

Legend:

Min	Minutes played	M/A	Made/attempts	Reb	Rebounds	AS	Assists	TO	Turnovers
*	Starters	%	Shooting percentage	RD	Defensive rebounds	PF	Personal fouls	ST	Steals
DNP	Did not play	FT	Free throws	RO	Offensive rebounds	C	Committed fouls	BS	Blocked shots
FG	Field goals	PTS	Points scored	Tot	Total rebounds	D	Drawn fouls	+/-	Net points while on court

M 13: UKRAINE - TURKEY



2017 U20 EUROPEAN DEAF BASKETBALL CHAMPIONSHIPS BOYS
UKRAINE vs TURKEY

Referees: Grzegorz Lata, Tobiasz Reinhar
Commissioner: Marek Lempiach

Game no. B 13
LUBLIN

26.06.2017 12:00
(Local time)

OFFICIAL STATISTICS

54 - 46

(8-21, 10-7, 18-7, 17-11)

Head coach: Stanislav Kakovkin
Assistant coach(es): Iurii Netora

UKRAINE (UKR)

No.	Name	Min	FG		2P FG		3P FG		FT		Reb			PF			PTS				
			M/A	%	M/A	%	M/A	%	M/A	%	RO	RD	Tot	AS	TO	ST		C	D	+/-	
4	MYKOLA BEZRUKOV	05:53	0/3	0,0	0/2	0,0	0/1	0,0	0/0	0,0	0	2	2	0	0	0	0	0	0	+4	0
5	ILLIA DERYBAS	DNP																			
7	VITALII PTYTSIA	DNP																			
8	VLAD SADCHIKOV	00:09	0/0	0,0	0/0	0,0	0/0	0,0	0/0	0,0	0	0	0	0	0	0	0	0	0	+2	0
*9	YEGOR KROPYVIANSKYI	40:00	4/19	21,1	4/17	23,5	0/2	0,0	6/9	66,7	4	14	18	0	8	2	0	0	7	+8	14
*10	DENYS PERMINOV	25:09	3/12	25,0	2/10	20,0	1/2	50,0	1/2	50,0	4	7	11	2	7	2	0	5	2	+2	8
*12	BOGDAN REVENKO	33:08	1/7	14,3	1/6	16,7	0/1	0,0	2/6	33,3	6	5	11	1	7	1	0	3	5	+15	4
*13	OLEH KULIKOV	40:00	5/11	45,5	3/6	50,0	2/5	40,0	6/10	60,0	0	13	13	1	6	0	4	3	5	+8	18
14	RASIM ISMAILOV	02:30	0/0	0,0	0/0	0,0	0/0	0,0	0/0	0,0	0	0	0	0	0	0	0	0	0	-3	0
15	DANYLO BYCHKOVYI	33:27	3/4	75,0	3/4	75,0	0/0	0,0	0/2	0,0	0	3	3	3	6	1	1	4	3	+11	6
*16	VLADYSLAV ODYNOKYI	19:44	2/8	25,0	2/8	25,0	0/0	0,0	0/0	0,0	4	5	9	0	2	0	0	1	0	-7	4
17	KYRYLO BILESHKO	DNP																			
Team/Coach											0	3	3		2				1		
Totals			18/64	28,1	15/53	28,3	3/11	27,3	15/29	51,7	18	52	70	7	38	6	5	17	22		54

TURKEY (TUR)

No.	Name	Min	FG		2P FG		3P FG		FT		Reb			PF			PTS				
			M/A	%	M/A	%	M/A	%	M/A	%	RO	RD	Tot	AS	TO	ST		C	D	+/-	
4	NEVZAT PARILTI	18:58	2/10	20,0	1/8	12,5	1/2	50,0	1/1	100,0	1	1	2	1	0	1	0	1	2	-12	6
*5	MUZAFFER ABACI	24:07	2/11	18,2	2/6	33,3	0/5	0,0	2/4	50,0	0	3	3	2	3	4	0	5	2	+11	6
6	SAKIR KARAKUS	01:37	0/2	0,0	0/1	0,0	0/1	0,0	0/2	0,0	0	0	0	0	0	1	0	0	1	+1	0
*7	ISMAIL AYDEMIR	30:44	6/20	30,0	5/15	33,3	1/5	20,0	3/3	100,0	2	3	5	0	6	5	0	4	4	-2	16
8	HALIL IBRAHIM KAHVECIOGLU	05:17	0/1	0,0	0/1	0,0	0/0	0,0	0/0	0,0	0	0	0	0	1	1	0	0	1	+0	0
*9	ASIM AKCAN	23:00	0/5	0,0	0/5	0,0	0/0	0,0	1/4	25,0	3	5	8	1	3	3	1	1	2	-12	1
10	YILMAZ CELAL	15:44	2/5	40,0	2/5	40,0	0/0	0,0	1/1	100,0	1	0	1	0	0	2	0	3	0	-18	5
11	SEZER CENIKLI	09:59	0/1	0,0	0/1	0,0	0/0	0,0	0/0	0,0	2	0	2	2	1	3	0	0	1	+8	0
*12	YUNUS CAN OZURFALI	12:41	0/4	0,0	0/4	0,0	0/0	0,0	0/0	0,0	0	1	1	0	1	0	0	3	0	-4	0
13	KAAN ALTAY KAYNARCA	02:36	0/0	0,0	0/0	0,0	0/0	0,0	0/0	0,0	0	1	1	0	0	0	1	0	0	-3	0
14	SERIF SENOCAK	18:57	1/2	50,0	1/2	50,0	0/0	0,0	1/2	50,0	1	4	5	0	2	0	0	2	1	+1	3
*15	ENIS SUSUZ	36:20	4/18	22,2	3/13	23,1	1/5	20,0	0/1	0,0	3	11	14	1	7	4	0	3	2	-10	9
Team/Coach											1	5	6		2				0		
Totals			17/79	21,5	14/61	23,0	3/18	16,7	9/18	50,0	14	34	48	7	26	24	2	22	16		46

Scoring by 5 minutes intervals		Q1		Q2		Q3		Q4	
		UKR	TUR	UKR	TUR	UKR	TUR	UKR	TUR
	UKR	6	8	11	18	30	37	47	54
	TUR	4	21	25	28	30	35	44	46

	UKR	TUR
Points from turnovers	18	26
Points in the paint	30	24
Second chance points	11	2
Fast break points	12	24
Bench points	6	14

	UKR	TUR
Biggest lead	8	16
Biggest scoring run	9-0 (23-28)	12-0 (8-23)
Lead changes	4	
Times tied	5	
Time Leading	16:49	19:48

Legend:

Min	Minutes played	M/A	Made/attempts	Reb	Rebounds	AS	Assists	TO	Turnovers
+	Starters	%	Shooting percentage	RD	Defensive rebounds	PF	Personal fouls	ST	Steals
DNP	Did not play	FT	Free throws	RO	Offensive rebounds	C	Committed fouls	BS	Blocked shots
FG	Field goals	PTS	Points scored	Tot	Total rebounds	D	Drawn fouls	+/-	Net points while on court

M 14: POLAND - LITHUANIA



2017 U20 EUROPEAN DEAF BASKETBALL CHAMPIONSHIPS BOYS
POLAND vs LITHUANIA

Referees: Paweł Pardziak Robert Rydz
Commissioner: Marak Lemarych

Game no. B 14
LUBLIN

26.08.2017 18:00
(Local time)

OFFICIAL STATISTICS

50 - 43

(17-11, 13-11, 11-10, 9-11)

POLAND (POL)

Head coach: Wojciech Ingłot
Assistant coach(es): Kamil Wania

No.	Name	Min	FG		2P FG		3P FG		FT		Reb			PF			PTS				
			M/A	%	M/A	%	M/A	%	M/A	%	RO	RD	Tot	AS	TO	ST		BS	C	D	+/-
4	MATEUSZ PIETRZAK	DNP																			
5	EMIL WILCZYNSKI	DNP																			
6	BOGDAN WANDZIK	11:40	1/3	33,3	1/3	33,3	0/0	0,0	0/0	0,0	2	3	5	0	3	1	0	3	0	+15	2
*7	EMIL WADZIAK	31:22	0/8	0,0	0/5	0,0	0/3	0,0	0/0	0,0	0	3	3	2	2	0	0	1	1	+0	0
*8	SZYMON BARYS	38:56	2/7	28,6	2/4	50,0	0/3	0,0	1/2	50,0	2	7	9	2	5	3	0	1	4	+7	5
*9	GRZEGORZ ZIETALA	37:43	2/9	22,2	2/8	25,0	0/1	0,0	2/2	100,0	3	0	3	2	2	3	0	4	5	+0	6
*11	MATEUSZ CZUPRYN	39:15	11/27	40,7	9/18	50,0	2/9	22,2	6/8	75,0	0	8	8	2	3	3	0	2	8	+6	30
12	BARTLOMIEJ GIERAS	03:11	0/1	0,0	0/1	0,0	0/0	0,0	0/0	0,0	0	0	0	0	2	0	0	1	0	-3	0
*13	MORAWSKI TOMASZ	37:53	3/4	75,0	3/4	75,0	0/0	0,0	1/2	50,0	6	8	14	1	4	0	0	2	2	+10	7
15	CYPRIAN NIEWADOMY	DNP																			
Team/Coach											1	5	6		0						
Totals			19/59	32,2	17/43	39,5	2/16	12,5	10/14	71,4	14	34	48	9	21	10	0	14	20		50

LITHUANIA (LTU)

Head coach: Janis Skakun
Assistant coach(es): Aleksas Jaisunas

No.	Name	Min	FG		2P FG		3P FG		FT		Reb			PF			PTS				
			M/A	%	M/A	%	M/A	%	M/A	%	RO	RD	Tot	AS	TO	ST		BS	C	D	+/-
*4	LAURYNAS SANKAUSKAS	37:36	5/13	38,5	4/9	44,4	1/4	25,0	3/5	60,0	1	6	7	2	2	8	0	4	5	-3	14
5	TOMAS PLYTAITIS	08:52	0/3	0,0	0/3	0,0	0/0	0,0	0/0	0,0	0	0	0	0	1	0	0	2	2	-1	0
6	MATAS SONGINAS	DNP																			
*7	ERVINAS GUDENAS	23:00	1/9	11,1	0/1	0,0	1/8	12,5	2/2	100,0	0	0	0	0	2	0	0	4	2	-4	5
8	LAURYNAS GUDAITIS	27:20	2/8	25,0	2/6	33,3	0/2	0,0	0/2	0,0	4	3	7	1	3	2	1	3	1	-5	4
9	KAROLIS KATUTIS	DNP																			
*10	GABRIELIS KATAKINAS	38:24	2/11	18,2	2/8	25,0	0/3	0,0	0/0	0,0	1	6	7	7	5	2	0	1	0	-3	4
*11	GIEDRIUS SVEDAS	18:53	3/5	60,0	3/5	60,0	0/0	0,0	0/0	0,0	1	3	4	1	2	0	2	1	2	+1	6
12	AURIMAS GRABAUSKAS	16:43	2/4	50,0	2/4	50,0	0/0	0,0	0/0	0,0	2	4	6	0	2	0	0	3	1	-4	4
13	SARUNAS ZDANAVICIUS	02:47	0/0	0,0	0/0	0,0	0/0	0,0	0/0	0,0	0	1	1	0	1	0	0	1	0	-10	0
*14	PIJUS STONKUS	26:25	3/9	33,3	3/6	50,0	0/3	0,0	0/0	0,0	2	3	5	0	1	0	1	1	1	-6	6
15	DOMINYKAS LUKOSIUS	DNP																			
Team/Coach											1	2	3		1						
Totals			18/62	29,0	16/42	38,1	2/20	10,0	5/9	55,6	12	28	40	11	20	12	4	20	14		43

Scoring by 5 minutes intervals

	Q1	Q2	Q3	Q4
POL	7 17	19 30	36 41	44 50
LTU	9 11	19 22	24 32	40 43

	POL	LTU
Points from turnovers	18	20
Points in the paint	24	30
Second chance points	14	8
Fast break points	12	10
Bench points	2	8

	POL	LTU
Biggest lead	14	5
Biggest scoring run	15-0 (34-22)	8-0 (42-40)
Lead changes		3
Times tied		7
Time Leading	28:00	07:37

Legend:

Min	Minutes played	M/A	Made/attempts	Reb	Rebounds	AS	Assists	TO	Turnovers
*	Starters	%	Shooting percentage	RD	Defensive rebounds	PF	Personal fouls	ST	Steals
DNP	Did not play	FT	Free throws	RO	Offensive rebounds	C	Committed fouls	BS	Blocked shots
FG	Field goals	PTS	Points scored	Tot	Total rebounds	D	Drawn fouls	+/-	Net points while on court

M 15: SPAIN - RUSSIA



2017 U20 EUROPEAN DEAF BASKETBALL CHAMPIONSHIPS BOYS
ESPANA vs RUSSIA

Referee: Aleksandr Davydov, Grzegorz Łata
Commissioner: Marek Lembrzych

Game no. B 15
LUBLIN

26.08.2017 20:00
(Local time)

OFFICIAL STATISTICS

90 - 57

(23-18, 23-16, 21-10, 23-13)

ESPANA (ESP)

Head coach: Jorge Vidal Mosquera
Assistant coach(es): Juan Vicente Velez Ramos

No.	Name	Min	FG		2P FG		3P FG		FT		Reb			PF		C	D	+/-	PTS		
			M/A	%	M/A	%	M/A	%	M/A	%	RO	RD	Tot	AS	TO					ST	BS
4	RAUL RUIZ FREIJO	28:46	4/6	66.7	4/6	66.7	0/0	0.0	0/0	0.0	1	2	3	0	2	0	4	0	+26	8	
6	PAUL MORILLA JUAN	01:41	0/0	0.0	0/0	0.0	0/0	0.0	0/0	0.0	0	0	0	0	0	0	0	0	+1	0	
*7	ENRIQUE TOSANTOS FERNANDEZ	34:06	5/18	27.8	1/2	50.0	4/16	25.0	2/2	100.0	0	3	3	3	2	5	0	2	3	+24	16
*8	BENAT LARRANAGA AYERBE	38:19	10/24	41.7	7/14	50.0	3/10	30.0	2/2	100.0	5	5	10	9	3	6	0	4	3	+32	25
*9	DANIEL RUIZ FREIJO	34:25	7/12	58.3	7/11	63.6	0/1	0.0	0/2	0.0	8	2	10	3	1	0	0	3	5	+30	14
*10	IBON MARTINEZ DIAGO	19:06	1/5	20.0	1/3	33.3	0/2	0.0	0/2	0.0	2	2	4	2	2	0	0	4	1	+14	2
11	LUIS VIDAL ACEVEDO	01:14	0/0	0.0	0/0	0.0	0/0	0.0	0/0	0.0	0	0	0	0	0	0	0	1	0	+2	0
12	GUILLEM MARTINEZ CUSPINERA	01:41	1/1	100.0	1/1	100.0	0/0	0.0	0/0	0.0	1	0	1	0	0	0	0	0	0	+1	2
*13	MIQUEL ANGEL LARIO NAVARRO	38:19	10/27	37.0	10/27	37.0	0/0	0.0	3/8	37.5	15	8	23	4	4	1	0	2	6	+32	23
14	JAVIER VARGAS BORDES	02:23	0/2	0.0	0/1	0.0	0/1	0.0	0/2	0.0	1	0	1	0	0	0	0	0	1	+3	0
Team/Coach																					
Totals		38/95	40.0	31/65	47.7	7/30	23.3	7/18	38.9	35	26	61	24	13	14	0	20	19		90	

RUSSIA (RUS)

Head coach: Aleksander Vasilkov
Assistant coach(es): Yuri Rymarchuk

No.	Name	Min	FG		2P FG		3P FG		FT		Reb			PF		C	D	+/-	PTS		
			M/A	%	M/A	%	M/A	%	M/A	%	RO	RD	Tot	AS	TO					ST	BS
0	VASILII MIKHIEENKOV	01:41	0/0	0.0	0/0	0.0	0/0	0.0	0/0	0.0	0	0	0	0	0	0	0	0	-1	0	
*9	DMITRII KOLBASENKO	20:43	0/2	0.0	0/2	0.0	0/0	0.0	0/0	0.0	2	4	6	0	0	0	1	3	0	-28	0
*10	VADIM ZAPIVAKHIN	21:03	0/2	0.0	0/1	0.0	0/1	0.0	1/2	50.0	2	3	5	1	2	0	0	3	1	-5	1
*11	DANIIL YURKOV	34:07	3/14	21.4	3/9	33.3	0/5	0.0	8/11	72.7	1	4	5	5	8	1	0	1	9	-23	14
13	ANTON KUPIATKOV	23:16	5/6	83.3	3/4	75.0	2/2	100.0	0/0	0.0	1	1	2	0	0	1	0	1	1	-20	12
14	KONSTANTIN LEDOCHKOV	00:42	0/0	0.0	0/0	0.0	0/0	0.0	0/0	0.0	0	0	0	0	0	0	0	0	0	-2	0
17	MAXIM KUKUSHKIN	02:16	0/0	0.0	0/0	0.0	0/0	0.0	0/0	0.0	0	0	0	0	2	0	0	0	0	-5	0
*18	PAVEL TSARENKO	19:35	5/11	45.5	4/7	57.1	1/4	25.0	0/0	0.0	1	3	4	2	3	0	0	5	1	-14	11
*21	MAXIM SUBBOTIN	10:32	1/2	50.0	0/0	0.0	1/2	50.0	0/0	0.0	0	1	1	0	0	0	0	1	0	-20	3
22	IVAN SMIRNOV	31:37	4/13	30.8	3/8	37.5	1/5	20.0	3/5	60.0	0	1	1	1	5	0	1	3	5	-20	12
23	BORIS BUBNOV	04:47	0/1	0.0	0/1	0.0	0/0	0.0	0/0	0.0	0	0	0	0	1	0	0	1	1	-5	0
24	DMITRII IBRAGIMOV	29:41	1/6	16.7	1/4	25.0	0/2	0.0	2/2	100.0	4	8	12	2	0	1	1	1	1	-22	4
Team/Coach																					
Totals		19/57	33.3	14/36	38.9	5/21	23.8	14/20	70.0	12	28	40	11	23	3	3	19	19		57	

Scoring by 5 minutes intervals

	Q1	Q2	Q3	Q4
ESP	12 23	33 46	55 67	76 90
RUS	9 18	22 34	42 44	54 57

	ESP	RUS
Points from turnovers	35	14
Points in the paint	54	24
Second chance points	23	14
Fast break points	26	8
Bench points	10	28

	ESP	RUS
Biggest lead	33	2
Biggest scoring run	15-0 (70-44)	5-0 (55-44)
Lead changes		5
Times tied		2
Time Leading	38:23	01:11

Legend:

Min	Minutes played	M/A	Made/attempts	Reb	Rebounds	AS	Assists	TO	Turnovers
*	Starters	%	Shooting percentage	RD	Defensive rebounds	PF	Personal fouls	ST	Steals
DNP	Did not play	FT	Free throws	RO	Offensive rebounds	C	Committed fouls	BS	Blocked shots
FG	Field goals	PTS	Points scored	Tot	Total rebounds	D	Drawn fouls	+/-	Net points while on court

WOMEN'S MATCH STATS

W 1: LITHUANIA - BELARUS



2017 U20 EUROPEAN DEAF BASKETBALL CHAMPIONSHIPS GIRLS LITHUANIA vs BELARUS

Referees: Adrian Szachotka, Mirosz Adamczek

Commissioner: Marak Lembych

Game no. G 01

21.08.2017 10:00

(Local time)

HALL MOSIR

OFFICIAL STATISTICS

61 - 40

(16-10, 14-12, 17-8, 14-10)

Head coach: Marius Minkevicius

Assistant coach(es): Grazina Jocyte

LITHUANIA (LTU)

No.	Name	Min	FG		2P FG		3P FG		FT		Reb			PF				PTS			
			M/A	%	M/A	%	M/A	%	M/A	%	RO	RD	Tot	AS	TO	ST	BS		C	D	+/-
*2	JULJANA MAKOVSKA	23:20	6/11	54.5	5/8	62.5	1/3	33.3	0/2	0.0	2	2	4	1	2	2	0	2	1	+11	13
7	MONIKA BALKYTE	01:25	0/0	0.0	0/0	0.0	0/0	0.0	0/0	0.0	0	0	0	0	0	0	0	0	0	+1	0
9	VANCEVICIUTE PATRICIJA	20:12	2/15	13.3	1/7	14.3	1/8	12.5	0/0	0.0	2	1	3	3	3	7	0	0	0	+7	5
*10	LAURA JUDVYTYTE	28:36	1/3	33.3	1/3	33.3	0/0	0.0	0/2	0.0	2	4	6	1	2	0	0	0	0	+17	2
11	DEIMANTE NAVIKAITE	07:28	0/3	0.0	0/2	0.0	0/1	0.0	0/0	0.0	0	0	0	1	0	0	0	1	0	+4	0
*12	ELIZA DOBILAITE	23:48	4/14	28.6	4/14	28.6	0/0	0.0	0/0	0.0	13	6	19	1	2	2	1	2	0	+10	8
14	ERIKA JOCYTE	27:36	4/13	30.8	4/12	33.3	0/1	0.0	3/4	75.0	4	9	13	0	4	2	0	2	3	+15	11
16	KAMILE VOSYLIUTE	05:45	0/1	0.0	0/1	0.0	0/0	0.0	0/0	0.0	1	0	1	0	2	0	0	0	0	+4	0
*17	RAMUNE ESKERTAITE	37:12	7/19	36.8	3/7	42.9	4/12	33.3	2/2	100.0	2	4	6	6	5	8	0	1	2	+23	20
*19	GUODA GUDENAITE	24:38	1/11	9.1	1/5	20.0	0/6	0.0	0/2	0.0	1	0	1	2	3	3	1	2	1	+13	2
Team/Coach											4	4	8		1						
Totals			25/90	27.8	19/59	32.2	6/31	19.4	5/12	41.7	31	30	61	15	24	24	2	10	8		61

BELARUS (BLR)

No.	Name	Min	FG		2P FG		3P FG		FT		Reb			PF				PTS			
			M/A	%	M/A	%	M/A	%	M/A	%	RO	RD	Tot	AS	TO	ST	BS		C	D	+/-
*4	DZIYANA STRYHUN	40:00	2/15	13.3	2/11	18.2	0/4	0.0	2/4	50.0	4	7	11	4	10	3	0	2	4	-21	6
*7	MARYNA BICH	30:15	1/5	20.0	1/4	25.0	0/1	0.0	0/0	0.0	1	0	1	1	4	1	0	0	0	-19	2
8	TATSIANA MAKSIMOVICH	09:07	0/0	0.0	0/0	0.0	0/0	0.0	0/0	0.0	2	1	3	0	2	0	0	0	0	-2	0
9	DARYA MASKAL	00:38	0/0	0.0	0/0	0.0	0/0	0.0	0/0	0.0	0	0	0	0	0	0	0	0	0	+0	0
*10	KATSIARYNA SALAVA	37:41	3/12	25.0	3/12	25.0	0/0	0.0	0/0	0.0	5	9	14	2	5	1	1	1	1	-19	6
*11	HANNA MASKALIK	34:48	4/11	36.4	4/11	36.4	0/0	0.0	0/2	0.0	2	5	7	1	4	3	0	0	1	-23	8
12	YULIYA INAZEMTSEVA	09:39	0/1	0.0	0/1	0.0	0/0	0.0	0/0	0.0	0	3	3	0	1	1	0	0	0	+2	0
*15	KSENIYA MAKAREVICH	37:52	7/22	31.8	4/16	25.0	3/6	50.0	1/2	50.0	6	6	12	2	7	4	3	5	4	-23	18
Team/Coach											1	6	7		0						
Totals			17/66	25.8	14/55	25.5	3/11	27.3	3/8	37.5	21	37	58	10	33	13	4	8	10		40

Scoring by 5 minutes intervals

	Q1		Q2		Q3		Q4	
LTU	6	16	23	30	42	47	53	61
BLR	3	10	16	22	25	30	34	40

	LTU	BLR
Points from turnovers	17	8
Points in the paint	28	22
Second chance points	18	8
Fast break points	14	7
Bench points	16	0

	LTU	BLR
Biggest lead	25	2
Biggest scoring run	8-0 (59-34)	6-0 (20-16)
Lead changes		1
Times tied		2
Time Leading	36:13	01:33

Legend:

Min	Minutes played	M/A	Made/Attempts	Reb	Rebounds	AS	Assists	TO	Turnovers
*	Starters	%	Shooting percentage	RD	Defensive rebounds	PF	Personal fouls	ST	Steals
DNP	Did not play	FT	Free throws	RO	Offensive rebounds	C	Committed fouls	BS	Blocked shots
FG	Field goals	PTS	Points scored	Tot	Total rebounds	D	Drawn fouls	+/-	Net points while on court

W 2: RUSSIA - UKRAINE



2017 U20 EUROPEAN DEAF BASKETBALL CHAMPIONSHIPS GIRLS
RUSSIA vs UKRAINE

Referees: Vincent Guyon, Paweł Wardziak
Commissioner: Marak Lembych

Game no. G 02
LUBLIN

21.06.2017 14:00
(Local time)

OFFICIAL STATISTICS

98 - 36

(22-12, 28-6, 24-13, 24-6)

RUSSIA (RUS)

Head coach: Yuri Rymarchuk

Assistant coach(es): Aleksandr Vasilkov

No.	Name	Min	FG		2P FG		3P FG		FT		Reb			PF			+/-	PTS				
			M/A	%	M/A	%	M/A	%	M/A	%	RO	RD	Tot	AS	TO	ST			BS	C	D	
6	VIKTORIAI DEMINA	01:35	0/0	0,0	0/0	0,0	0/0	0,0	0/0	0,0	0	0	0	0	0	1	0	0	2	0	-2	0
*7	SABINA PAKHMUTOVA	26:58	6/18	33,3	5/13	38,5	1/5	20,0	3/6	50,0	3	8	11	11	3	6	1	3	3	+43	16	
11	ALFIIA KUDAKAEVA	16:11	1/2	50,0	1/2	50,0	0/0	0,0	0/0	0,0	4	2	6	0	1	5	0	2	1	+37	2	
16	ANASTASIIA KUCHERENKO	14:58	4/9	44,4	3/6	50,0	1/3	33,3	2/2	100,0	1	4	5	3	5	6	2	2	1	+27	11	
*17	EKATERINA SOLODKOVA	29:24	7/11	63,6	7/11	63,6	0/0	0,0	0/0	0,0	4	6	10	2	3	2	0	2	0	+45	14	
18	OLEZIA SOSHNIKOVA	06:50	1/1	100,0	1/1	100,0	0/0	0,0	0/0	0,0	0	1	1	0	1	1	1	0	0	+6	2	
19	MILA KOBLANOVA	07:03	1/4	25,0	1/4	25,0	0/0	0,0	1/1	100,0	1	0	1	0	1	0	0	0	1	+13	3	
22	DINA SABANEEVA	27:21	6/15	40,0	5/12	41,7	1/3	33,3	0/0	0,0	2	2	4	0	1	1	1	0	1	+40	13	
*23	SVETLANA OGURTSOVA	26:18	6/13	46,2	5/9	55,6	1/4	25,0	3/4	75,0	0	1	1	3	3	2	0	1	3	+30	16	
*28	VIKTORIAI LARINA	18:35	5/12	41,7	5/12	41,7	0/0	0,0	0/1	0,0	1	4	5	3	2	3	0	0	3	+37	10	
*30	MARIIA BLOKHINA	24:47	5/12	41,7	4/9	44,4	1/3	33,3	0/8	0,0	3	2	5	2	3	2	3	3	4	+34	11	
Team/Coach											5	6	11	0	0	0	0	0	0			
Totals			42/97	43,3	37/79	46,8	5/18	27,8	9/20	45,0	24	36	60	24	24	28	8	15	17		98	

UKRAINE (UKR)

Head coach: Lyudnyia Shchedryva

Assistant coach(es): Oksana Kirsanova-Staron, Hanna Shchedryva

No.	Name	Min	FG		2P FG		3P FG		FT		Reb			PF			+/-	PTS			
			M/A	%	M/A	%	M/A	%	M/A	%	RO	RD	Tot	AS	TO	ST			BS	C	D
*5	ANASTASIIA SIVAKOVA	36:00	0/9	0,0	0/9	0,0	0/0	0,0	0/0	0,0	5	2	7	0	7	3	0	2	1	-59	0
6	LIUBOV BONDARENKO	10:01	0/1	0,0	0/1	0,0	0/0	0,0	0/2	0,0	0	0	0	0	4	0	0	0	1	-22	0
*7	ANASTASIIA BORODINA	32:21	3/9	33,3	3/9	33,3	0/0	0,0	1/2	50,0	2	9	11	2	4	0	0	5	1	-39	7
*8	HANNA MELNYCHUK	27:02	1/12	8,3	1/12	8,3	0/0	0,0	2/4	50,0	0	8	8	2	4	2	1	2	3	-35	4
*9	ANZHELIKA OBLIVANTSEVA	28:39	2/13	15,4	2/13	15,4	0/0	0,0	1/2	50,0	5	2	7	2	9	0	1	5	2	-36	5
*10	OLENA KHOROSHYKH	40:00	7/26	26,9	7/26	26,9	0/0	0,0	6/8	75,0	12	9	21	0	5	1	0	1	7	-62	20
13	ANNA SIVAKOVA	13:27	0/3	0,0	0/3	0,0	0/0	0,0	0/0	0,0	1	2	3	0	6	2	0	0	0	-32	0
15	KATERYNA KRASNOGLAZOVA	12:30	0/5	0,0	0/5	0,0	0/0	0,0	0/0	0,0	1	2	3	0	9	1	1	2	0	-25	0
Team/Coach											8	1	9	0	0	0	0	0	0		
Totals			13/78	16,7	13/78	16,7	0/0	0,0	10/18	55,6	34	35	69	6	48	9	3	17	15		36

Scoring by 5 minutes intervals

	Q1		Q2		Q3		Q4	
RUS	8	22	33	50	65	74	81	98
UKR	6	12	14	18	28	31	36	36

	RUS	UKR
Points from turnovers	49	9
Points in the paint	70	26
Second chance points	8	10
Fast break points	39	9
Bench points	31	0

	RUS	UKR
Biggest lead	62	0
Biggest scoring run	20-0 (42-14)	5-0 (65-31)
Lead changes		0
Times tied		1
Time Leading	39:49	00:00

Legend:

Min	Minutes played	M/A	Made/Attempts	Reb	Rebounds	AS	Assists	TO	Turnovers
*	Starters	%	Shooting percentage	RD	Defensive rebounds	PF	Personal fouls	ST	Steals
DNP	Did not play	FT	Free throws	RO	Offensive rebounds	C	Committed fouls	BS	Blocked shots
FG	Field goals	PTS	Points scored	Tot	Total rebounds	D	Drawn fouls	+/-	Net points while on court

W 3: POLAND - TURKEY



2017 U20 EUROPEAN DEAF BASKETBALL CHAMPIONSHIPS GIRLS
POLAND vs TURKEY

Referees: Frederico Di Marco, Franziska Muller
Commissioner: Marek Lemaych

Game no. G 03
LUBLIN
HALL

21.08.2017 19:00
(Local time)

OFFICIAL STATISTICS

29 - 77

(0-22, 6-20, 12-5, 11-30)

Head coach: Tomasz Romanowski
Assistant coach(es): Maciej Jacyna

POLAND (POL)

No.	Name	Min	FG		2P FG		3P FG		FT		Reb			PF			+/-	PTS			
			M/A	%	M/A	%	M/A	%	M/A	%	RO	RD	Tot	AS	TO	ST			BS	C	D
4	AGATA KOSINSKA	08:19	0/0	0,0	0/0	0,0	0/0	0,0	0/0	0,0	0	1	1	0	2	0	0	1	0	-19	0
*5	OLGA WROBEL	35:22	1/15	6,7	1/10	10,0	0/5	0,0	0/0	0,0	0	2	2	1	8	0	1	1	0	-37	2
*6	NATALIA PYSKLO	17:15	0/9	0,0	0/7	0,0	0/2	0,0	0/0	0,0	3	2	5	0	5	0	0	1	3	-16	0
7	ANNA GAJDA	15:31	0/0	0,0	0/0	0,0	0/0	0,0	0/0	0,0	0	1	1	1	5	1	0	1	1	-13	0
*8	MATYLDA DOBEJKO	33:40	3/20	15,0	2/7	28,6	1/13	7,7	6/8	66,7	5	2	7	0	3	2	0	2	6	-35	13
9	ANGELIKA WISNIEWSKA	13:29	0/4	0,0	0/4	0,0	0/0	0,0	1/2	50,0	1	3	4	0	3	0	0	2	1	-20	1
10	DOMINIKA BIGAJ	05:00	0/2	0,0	0/2	0,0	0/0	0,0	0/0	0,0	2	0	2	0	1	1	0	0	0	-14	0
*13	MARTA BYCZKOWSKA	28:48	1/3	33,3	1/3	33,3	0/0	0,0	0/0	0,0	5	9	14	0	5	0	0	4	1	-36	2
14	ALEKSANDRA SZOT	05:15	0/1	0,0	0/0	0,0	0/1	0,0	0/0	0,0	0	1	1	0	0	0	0	0	0	-13	0
*15	DOMINIKA SZCZYGIEL	37:21	3/9	33,3	3/9	33,3	0/0	0,0	5/8	83,3	6	6	12	0	3	1	3	2	3	-37	11
Team/Coach											4	5	9		1						
Totals			8/63	12,7	7/42	16,7	1/21	4,8	12/17	70,6	26	32	58	2	36	5	4	14	15		29

TURKEY (TUR)

Head coach: Gulseren Yarga

No.	Name	Min	FG		2P FG		3P FG		FT		Reb			PF			+/-	PTS			
			M/A	%	M/A	%	M/A	%	M/A	%	RO	RD	Tot	AS	TO	ST			BS	C	D
4	GOZDENUR ORENCIK	11:28	0/1	0,0	0/1	0,0	0/0	0,0	0/0	0,0	0	2	2	0	0	1	1	2	1	+0	0
*5	CAGLA ASLAN	38:11	4/20	20,0	3/10	30,0	1/10	10,0	2/7	28,6	3	1	4	4	1	10	0	0	4	+52	11
*6	CAGLANUR UZUNDURUKAN	30:08	7/14	50,0	6/8	75,0	1/6	16,7	0/2	0,0	1	2	3	4	2	2	0	2	3	+30	15
7	GAMZE CALISKAN	DNP																			
*9	DILA BUYUKAVCI	08:32	0/0	0,0	0/0	0,0	0/0	0,0	0/0	0,0	1	2	3	0	0	0	0	1	1	+18	0
*10	ECRIN KOSE	39:02	12/26	46,2	5/10	50,0	7/16	43,8	2/3	66,7	3	10	13	5	2	5	0	3	3	+50	33
11	MERVE YESILYURT	11:32	0/5	0,0	0/5	0,0	0/0	0,0	0/0	0,0	2	1	3	2	2	0	0	0	0	+17	0
14	INCI GOKER	21:09	5/8	62,5	5/8	62,5	0/0	0,0	0/1	0,0	2	3	5	2	2	1	0	3	1	+28	10
*15	BUSRA CEVIK	34:56	4/10	40,0	4/10	40,0	0/0	0,0	0/2	0,0	12	7	19	3	3	2	0	4	1	+44	8
16	FEYZANUR BAL	01:06	0/0	0,0	0/0	0,0	0/0	0,0	0/0	0,0	0	1	1	0	0	0	0	0	0	+7	0
18	KUBRA DEMIR	01:16	0/0	0,0	0/0	0,0	0/0	0,0	0/0	0,0	0	0	0	0	0	0	0	0	0	-3	0
20	HUMERYA GUNDEM	04:40	0/2	0,0	0/2	0,0	0/0	0,0	0/0	0,0	0	0	0	0	0	0	0	0	0	-3	0
Team/Coach											1	3	4		0						
Totals			32/86	37,2	23/54	42,6	9/32	28,1	4/15	26,7	25	32	57	20	12	21	1	15	14		77

Scoring by 5 minutes intervals

	Q1		Q2		Q3		Q4	
POL	0	0	3	6	12	18	23	29
TUR	12	22	35	42	44	47	57	77

	POL	TUR
Points from turnovers	6	30
Points in the paint	12	38
Second chance points	12	24
Fast break points	2	27
Bench points	1	10

	POL	TUR
Biggest lead	0	48
Biggest scoring run	6-0 (12-42)	31-0 (0-31)
Lead changes		0
Times tied		1
Time Leading	00:00	39:52

Legend:

Min	Minutes played	M/A	Made/attempts	Reb	Rebounds	AS	Assists	TO	Turnovers
*	Starters	%	Shooting percentage	RD	Defensive rebounds	PF	Personal fouls	ST	Steals
DNP	Did not play	FT	Free throws	RO	Offensive rebounds	C	Committed fouls	BS	Blocked shots
FG	Field goals	PTS	Points scored	Tot	Total rebounds	D	Drawn fouls	+/-	Net points while on court

W 4: UKRAINE - LITHUANIA



**2017 U20 EUROPEAN DEAF BASKETBALL CHAMPIONSHIPS GIRLS
UKRAINE vs LITHUANIA**

Referees: Adrian Szczotka, Justyna Gieroba
Commissioner: Marek Lemaych

Game no.: G 04
LUBLIN
HALL MOSIR

22.08.2017 12:00
(Local time)

OFFICIAL STATISTICS

39 - 56

(6-16, 13-12, 8-17, 12-12)

UKRAINE (UKR)

Head coach: Ludmyla Shchedryva

Assistant coach(es): Oksana Kirsanova-Staron

No.	Name	Min	FG		2P FG		3P FG		FT		Reb			PF					PTS		
			M/A	%	M/A	%	M/A	%	M/A	%	RO	RD	Tot	AS	TO	ST	BS	C		D	+/-
*5	ANASTASIIA SIVAKOVA	32:25	0/6	0,0	0/6	0,0	0/0	0,0	1/2	50,0	2	3	5	2	2	2	0	2	3	-20	1
6	LIUBOV BONDARENKO	01:11	0/0	0,0	0/0	0,0	0/0	0,0	0/0	0,0	0	0	0	0	0	1	0	0	0	+0	0
*7	ANASTASIIA BORODINA	40:00	3/11	27,3	3/11	27,3	0/0	0,0	1/2	50,0	2	6	8	0	5	1	0	3	2	-17	7
*8	HANNA MELNYCHUK	40:00	3/22	13,6	3/20	15,0	0/2	0,0	1/2	50,0	4	4	8	3	2	6	0	1	1	-17	7
*9	ANZHELIKA OBLVYANTSEVA	34:32	4/21	19,0	2/18	11,1	2/3	66,7	0/0	0,0	2	9	11	1	8	3	0	0	2	-14	10
*10	OLENA KHOROSHYKH	40:00	3/13	23,1	3/13	23,1	0/0	0,0	4/5	80,0	9	7	16	2	5	2	0	2	7	-17	10
13	ANNA SIVAKOVA	01:11	0/0	0,0	0/0	0,0	0/0	0,0	0/0	0,0	0	0	0	0	0	0	0	0	0	+0	0
15	KATERYNA KRASNOGLAZOVA	10:41	2/3	66,7	2/3	66,7	0/0	0,0	0/0	0,0	1	4	5	0	5	1	0	1	0	+0	4
Team/Coach											5	3	8								
Totals			15/76	19,7	13/71	18,3	2/5	40,0	7/11	63,6	25	36	61	8	29	15	0	9	15		39

LITHUANIA (LTU)

Head coach: Marius Minkevicius

Assistant coach(es): Grazina Jocyte

No.	Name	Min	FG		2P FG		3P FG		FT		Reb			PF					PTS		
			M/A	%	M/A	%	M/A	%	M/A	%	RO	RD	Tot	AS	TO	ST	BS	C		D	+/-
*2	JULJANA MAKOVSKA	17:07	2/5	40,0	2/4	50,0	0/1	0,0	0/0	0,0	3	1	4	0	6	2	0	1	0	+0	4
7	MONIKA BALKYTE	08:07	0/3	0,0	0/1	0,0	0/2	0,0	0/0	0,0	0	0	0	0	0	0	0	2	0	-1	0
9	PATRICIJA VANCEVICIUTE	18:16	1/8	12,5	0/5	0,0	1/3	33,3	0/0	0,0	2	1	3	2	5	2	0	2	0	+1	3
*10	LAURA JUDVYTYTE	30:35	0/6	0,0	0/6	0,0	0/0	0,0	0/0	0,0	4	9	13	1	1	2	4	3	1	+10	0
11	DEIMANTE NAVIKAITE	15:53	0/2	0,0	0/2	0,0	0/0	0,0	0/0	0,0	1	1	2	1	1	0	0	1	0	+11	0
*12	ELIZA DOBILAITE	26:51	3/13	23,1	3/13	23,1	0/0	0,0	0/2	0,0	4	5	9	0	2	1	2	2	2	+5	6
14	ERIKA JOCYTE	22:34	4/8	50,0	4/7	57,1	0/1	0,0	2/4	50,0	2	3	5	2	1	1	0	1	3	+19	10
16	KAMILE VOSYLIUTE	02:00	0/1	0,0	0/0	0,0	0/1	0,0	0/0	0,0	0	0	0	0	1	0	0	0	0	+1	0
*17	RAMUNE ESKERTAITE	33:37	13/26	50,0	10/17	58,8	3/9	33,3	4/8	66,7	1	7	8	5	7	9	0	1	3	+27	33
*19	GUODA GUDENAITE	25:00	0/3	0,0	0/2	0,0	0/1	0,0	0/0	0,0	0	2	2	0	3	1	0	2	0	+12	0
Team/Coach											2	7	9		2						
Totals			23/75	30,7	19/57	33,3	4/18	22,2	6/12	50,0	19	36	55	11	29	18	6	15	9		56

Scoring by 5 minutes intervals

	Q1		Q2		Q3		Q4	
UKR	2	6	10	19	22	27	30	39
LTU	6	15	17	27	40	44	51	56

	UKR	LTU
Points from turnovers	6	20
Points in the paint	26	36
Second chance points	13	8
Fast break points	8	9
Bench points	4	13

	UKR	LTU
Biggest lead	0	25
Biggest scoring run	8-0 (39-56)	8-0 (19-35)
Lead changes	0	
Times tied	1	
Time Leading	00:00	38:44

Legend:

Min	Minutes played	M/A	Made/Attempts	Reb	Rebounds	AS	Assists	TO	Turnovers
*	Starters	%	Shooting percentage	RD	Defensive rebounds	PF	Personal fouls	ST	Steals
DNP	Did not play	FT	Free throws	RO	Offensive rebounds	C	Committed fouls	BS	Blocked shots
FG	Field goals	PTS	Points scored	Tot	Total rebounds	D	Drawn fouls	+/-	Net points while on court

W 5: TURKEY - RUSSIA



2017 U20 EUROPEAN DEAF BASKETBALL CHAMPIONSHIPS GIRLS
TURKEY vs RUSSIA

Referees: Karol Nowak, Manusz Godek
Commissioner: Marek Lembiach

Game no.: G 05
LUBLIN
HALL MOSIR

22.08.2017 16:00
(Local time)

OFFICIAL STATISTICS

60 - 41

(13-7, 18-6, 8-15, 20-13)

TURKEY (TUR)

Head coach: Gulseren Yarga

No.	Name	Min	FG		2P FG		3P FG		FT		Reb			PF			+/-	PTS			
			M/A	%	M/A	%	M/A	%	M/A	%	RO	RD	Tot	AS	TO	ST			BS	C	D
4	GOZDENUR ORENCIK	22:33	0/3	0,0	0/3	0,0	0/0	0,0	0/0	0,0	4	2	6	1	1	0	0	0	1	+10	0
*5	CAGLA ASLAN	30:08	4/13	30,8	4/11	36,4	0/2	0,0	1/2	50,0	2	8	10	1	6	2	0	3	2	+15	9
*6	CAGLANUR UZUNDURUKAN	39:15	4/19	21,1	4/14	28,6	0/5	0,0	0/4	0,0	1	0	1	3	3	4	0	1	3	+18	8
7	GAMZE CALISKAN	04:19	0/0	0,0	0/0	0,0	0/0	0,0	0/0	0,0	0	0	0	0	0	0	0	0	0	+0	0
9	DILA BUYUKAVCI	07:33	0/2	0,0	0/2	0,0	0/0	0,0	0/0	0,0	1	4	5	0	1	0	0	3	0	-9	0
*10	ECRIN KOSE	40:00	10/30	33,3	4/15	26,7	6/15	40,0	2/4	50,0	4	9	13	5	2	7	0	2	7	+19	28
*11	MERVE YESILYURT	16:01	1/4	25,0	1/4	25,0	0/0	0,0	0/0	0,0	1	5	6	0	1	0	0	0	0	+9	2
14	INCI GOKER	05:37	0/0	0,0	0/0	0,0	0/0	0,0	0/0	0,0	0	1	1	0	0	0	0	1	0	+4	0
*15	BUSRA CEVIK	29:56	5/9	55,6	5/9	55,6	0/0	0,0	3/3	100,0	6	7	13	4	2	2	1	5	3	+24	13
16	FEYZANUR BAL	00:45	0/0	0,0	0/0	0,0	0/0	0,0	0/0	0,0	0	0	0	0	0	0	0	0	0	+1	0
18	KUBRA DEMIR	00:45	0/0	0,0	0/0	0,0	0/0	0,0	0/0	0,0	0	0	0	0	0	0	0	0	0	+1	0
20	HUMERYA GUNDEM	03:08	0/0	0,0	0/0	0,0	0/0	0,0	0/0	0,0	0	0	0	0	0	0	0	1	0	+3	0
Team/Coach											2	4	6		3						
Totals			24/80	30,0	18/58	31,0	6/22	27,3	6/13	46,2	21	40	61	14	19	15	1	16	16		60

RUSSIA (RUS)

Head coach: Yuri Rymarchuk

Assistant coach(es): Aleksandr Vasilkov

No.	Name	Min	FG		2P FG		3P FG		FT		Reb			PF			+/-	PTS			
			M/A	%	M/A	%	M/A	%	M/A	%	RO	RD	Tot	AS	TO	ST			BS	C	D
6	VIKTORIIA DEMINA	01:06	0/0	0,0	0/0	0,0	0/0	0,0	0/0	0,0	0	0	0	0	0	0	0	0	0	-1	0
*7	SABINA PAKHMUTOVA	35:20	1/9	11,1	1/7	14,3	0/2	0,0	1/4	25,0	0	10	10	0	5	3	0	4	4	-15	3
11	ALFIIA KUDAKAEVA	04:06	0/0	0,0	0/0	0,0	0/0	0,0	0/0	0,0	0	0	0	0	0	0	0	0	0	-8	0
16	ANASTASIIA KUCHERENKO	08:50	0/3	0,0	0/1	0,0	0/2	0,0	0/0	0,0	0	0	0	0	1	1	1	0	1	-1	0
*17	EKATERINA SOLODKOVA	31:58	1/3	33,3	1/3	33,3	0/0	0,0	0/0	0,0	2	4	6	2	3	1	0	0	1	-16	2
18	OLEZIA SOSHNIKOVA	04:40	1/1	100,0	1/1	100,0	0/0	0,0	1/2	50,0	0	2	2	0	0	0	0	0	1	+0	3
19	MILA KOBLANOVA	01:42	0/0	0,0	0/0	0,0	0/0	0,0	0/0	0,0	0	0	0	0	0	0	0	0	0	-1	0
22	DINA SABANEEVA	11:43	0/4	0,0	0/4	0,0	0/0	0,0	0/2	0,0	2	1	3	0	1	0	0	4	1	-20	0
*23	SVETLANA OGURTSOVA	34:04	8/19	42,1	5/9	55,6	3/10	30,0	3/7	42,9	0	2	2	1	3	0	1	4	6	-5	22
*28	VIKTORIIA LARINA	31:52	1/8	12,5	1/8	12,5	0/0	0,0	0/0	0,0	0	4	4	1	6	1	0	0	0	-14	2
*30	MARIIA BLOKHINA	34:39	3/11	27,3	0/6	0,0	3/5	60,0	0/0	0,0	2	8	10	3	3	5	0	3	2	-14	9
Team/Coach											2	4	6		1						
Totals			15/58	25,9	9/39	23,1	6/19	31,6	5/15	33,3	8	35	43	8	23	11	1	16	16		41

Scoring by 5 minutes intervals

	Q1	Q2	Q3	Q4
TUR	9 13	25 31	37 40	49 60
RUS	5 7	7 13	21 28	30 41

	TUR	RUS
Points from turnovers	20	15
Points in the paint	34	18
Second chance points	9	0
Fast break points	14	4
Bench points	0	3

	TUR	RUS
Biggest lead	24	0
Biggest scoring run	18-0 (27-7)	13-0 (37-28)
Lead changes	0	
Times tied	1	
Time Leading	39:38	00:00

Legend:

Min	Minutes played	M/A	Made/Attempts	Reb	Rebounds	AS	Assists	TO	Turnovers
*	Starters	%	Shooting percentage	RD	Defensive rebounds	PF	Personal fouls	ST	Steals
DNP	Did not play	FT	Free throws	RO	Offensive rebounds	C	Committed fouls	BS	Blocked shots
FG	Field goals	PTS	Points scored	Tot	Total rebounds	D	Drawn fouls	+/-	Net points while on court

W 6: POLAND - BELARUS



2017 U20 EUROPEAN DEAF BASKETBALL CHAMPIONSHIPS GIRLS POLAND vs BELARUS

Referees: Tobiasz Reinhard, Franziska Müller
Commissioner: Marek Lempiach

Game no. G 06
LUBLIN
HALL MOSIR

22.08.2017 18:00
(Local time)

OFFICIAL STATISTICS

68 - 42

(12-10, 16-10, 22-12, 18-10)

Head coach: Tomasz Romanowski
Assistant coach(es): Maciej Jacyna

POLAND (POL)

No.	Name	Min	FG		2P FG		3P FG		FT		Reb			PF				+/-	PTS		
			M/A	%	M/A	%	M/A	%	M/A	%	RO	RD	Tot	AS	TO	ST	BS			C	D
4	AGATA KOSINSKA	03:50	0/1	0,0	0/1	0,0	0/0	0,0	0/0	0,0	1	1	2	1	0	0	0	1	0	+6	0
*5	OLGA WROBEL	24:20	2/12	16,7	1/7	14,3	1/5	20,0	0/0	0,0	1	1	2	4	4	0	3	0	+20	5	
*6	NATALIA PYSKLO	35:43	4/16	25,0	3/14	21,4	1/2	50,0	0/0	0,0	1	3	4	4	6	2	0	3	2	+20	9
7	ANNA GAJDA	10:06	0/0	0,0	0/0	0,0	0/0	0,0	0/0	0,0	0	0	0	0	2	0	0	3	0	+4	0
*8	MATYLDA DOBEJKO	38:14	12/29	41,4	7/18	38,9	5/11	45,5	1/4	25,0	8	3	11	3	3	5	0	3	3	+28	30
9	ANGELIKA WISNIEWSKA	11:20	0/1	0,0	0/1	0,0	0/0	0,0	0/0	0,0	2	3	5	2	2	0	0	0	0	+10	0
10	DOMINIKA BIGAJ	00:46	1/1	100,0	1/1	100,0	0/0	0,0	0/0	0,0	0	1	1	0	0	0	0	0	0	+4	2
*13	MARTA BYCZKOWSKA	29:55	0/4	0,0	0/4	0,0	0/0	0,0	0/2	0,0	9	6	15	2	3	1	0	2	1	+14	0
14	ALEKSANDRA SZOT	05:46	0/2	0,0	0/2	0,0	0/0	0,0	0/0	0,0	1	0	1	1	3	1	0	2	0	-2	0
*15	DOMINIKA SZCZYGIEL	40:00	9/26	34,6	9/25	36,0	0/1	0,0	4/6	66,7	8	15	23	2	1	1	1	2	6	+26	22
Team/Coach											0	3	3	0							
Totals			28/92	30,4	21/73	28,8	7/19	36,8	5/12	41,7	31	36	67	19	24	14	1	19	12		68

Head coach: Liubou Sakuta
Assistant coach(es): Sergei Griga

BELARUS (BLR)

No.	Name	Min	FG		2P FG		3P FG		FT		Reb			PF				+/-	PTS		
			M/A	%	M/A	%	M/A	%	M/A	%	RO	RD	Tot	AS	TO	ST	BS			C	D
*4	DZIYANA STRYHUN	40:00	5/11	45,5	5/9	55,6	0/2	0,0	10/10	100,0	2	5	7	2	10	1	0	1	9	-26	20
*7	MARYNA BICH	34:42	1/7	14,3	1/3	33,3	0/4	0,0	0/0	0,0	0	1	1	1	2	1	0	1	0	-17	2
8	TATSIANA MAKSIMOVICH	07:22	1/1	100,0	1/1	100,0	0/0	0,0	0/2	0,0	0	0	0	0	1	1	0	0	1	-7	2
9	DARYA MASKAL	05:48	0/1	0,0	0/1	0,0	0/0	0,0	0/0	0,0	0	0	0	0	1	0	0	0	0	-11	0
*10	KATSIARYNA SALAVA	37:50	3/12	25,0	3/12	25,0	0/0	0,0	0/0	0,0	4	8	12	3	8	0	0	2	1	-28	6
*11	HANNA MASKALIK	28:11	3/16	18,8	3/15	20,0	0/1	0,0	2/6	33,3	1	7	8	2	4	0	0	1	5	-12	8
12	YULIYA INAZEMTSEVA	07:35	0/1	0,0	0/1	0,0	0/0	0,0	0/0	0,0	1	1	2	0	0	1	0	2	0	-13	0
*15	KSENIYA MAKAREVICH	38:32	2/17	11,8	2/13	15,4	0/4	0,0	0/0	0,0	4	9	13	3	7	1	1	5	3	-16	4
Team/Coach											5	6	11	0							
Totals			15/66	22,7	15/55	27,3	0/11	0,0	12/18	66,7	17	37	54	11	33	5	1	12	19		42

Scoring by 5 minutes intervals

	Q1		Q2		Q3		Q4	
POL	6	12	19	28	38	50	54	68
BLR	4	10	16	20	30	32	38	42

	POL	BLR
Points from turnovers	25	14
Points in the paint	32	24
Second chance points	15	18
Fast break points	17	4
Bench points	2	2

	POL	BLR
Biggest lead	26	2
Biggest scoring run	14-0 (50-30)	8-0 (30-28)
Lead changes	4	
Times tied	3	
Time Leading	35:29	00:35

Legend:

Min	Minutes played	M/A	Made/Attempts	Reb	Rebounds	AS	Assists	TO	Turnovers
*	Starters	%	Shooting percentage	RD	Defensive rebounds	PF	Personal fouls	ST	Steals
DNP	Did not play	FT	Free throws	RO	Offensive rebounds	C	Committed fouls	BS	Blocked shots
FG	Field goals	PTS	Points scored	Tot	Total rebounds	D	Drawn fouls	+/-	Net points white on court

W 7: UKRAINE - BELARUS



2017 U20 EUROPEAN DEAF BASKETBALL CHAMPIONSHIPS GIRLS UKRAINE vs BELARUS

Referees: Robert Rydz, Tobiasz Reinhard
Commissioner: Marek Lemajch

Game no.: G 07
LUBLIN
HALL MOSIR

24.08.2017 10:00
(Local time)

OFFICIAL STATISTICS

40 - 49

(11-19, 10-8, 9-7, 10-17)

UKRAINE (UKR)

Head coach: Lyudnyla Shchedryva

Assistant coach(es): Oksana Kirsanova-Staroniz

No.	Name	Min	FG		2P FG		3P FG		FT		Reb			PF		+/-	PTS				
			M/A	%	M/A	%	M/A	%	M/A	%	RO	RD	Tot	AS	TO			ST	BS	C	D
*5	ANASTASIIA SIVAKOVA	26:39	1/14	7,1	1/14	7,1	0/0	0,0	0/0	0,0	5	1	6	0	3	7	0	3	0	-8	2
6	LIUBOV BONDARENKO	DNP																			
*7	ANASTASIIA BORODINA	29:34	1/9	11,1	1/9	11,1	0/0	0,0	2/2	100,0	6	3	9	1	1	3	2	4	2	-15	4
*8	HANNA MELNYCHUK	40:00	5/27	18,5	4/25	16,0	1/2	50,0	2/3	66,7	5	4	9	4	5	6	0	3	3	-9	13
*9	ANZHELIKA OBLVYANTSEVA	29:56	2/10	20,0	2/9	22,2	0/1	0,0	1/3	33,3	1	6	7	2	9	3	0	4	2	-2	5
*10	OLENA KHOROSHYKH	40:00	5/22	22,7	5/22	22,7	0/0	0,0	1/2	50,0	6	7	13	1	5	3	1	4	2	-9	11
13	ANNA SIVAKOVA	01:21	0/0	0,0	0/0	0,0	0/0	0,0	0/0	0,0	1	0	1	0	0	0	0	0	0	-7	0
15	KATERYNA KRASNOGLAZOVA	32:30	2/16	12,5	2/16	12,5	0/0	0,0	1/2	50,0	5	2	7	1	6	6	0	5	1	+3	5
Team/Coach											7	2	9	0							
Totals			16/98	16,3	15/95	15,8	1/3	33,3	7/12	58,3	36	25	61	9	29	28	3	23	10		40

BELARUS (BLR)

Head coach: Liubou Sakuta

Assistant coach(es): Sergei Griga

No.	Name	Min	FG		2P FG		3P FG		FT		Reb			PF		+/-	PTS				
			M/A	%	M/A	%	M/A	%	M/A	%	RO	RD	Tot	AS	TO			ST	BS	C	D
*4	DZIYANA STRYHUN	40:00	6/20	30,0	6/19	31,6	0/1	0,0	1/2	50,0	2	3	5	2	17	4	0	4	6	+9	13
*7	MARYNA BICH	38:36	2/5	40,0	1/3	33,3	1/2	50,0	0/0	0,0	0	6	6	2	10	1	0	0	1	+10	5
8	TATSIANA MAKSIMOVICH	01:24	0/1	0,0	0/1	0,0	0/0	0,0	0/0	0,0	0	1	1	0	0	1	0	0	0	-1	0
9	DARYA MASKAL	04:19	0/1	0,0	0/1	0,0	0/0	0,0	0/0	0,0	1	0	1	0	0	1	0	0	0	-4	0
*10	KATSIARYNA SALAVA	40:00	2/9	22,2	2/8	25,0	0/1	0,0	0/0	0,0	3	10	13	3	4	1	0	2	1	+9	4
*11	HANNA MASKALIK	35:41	1/5	20,0	1/4	25,0	0/1	0,0	6/16	37,5	3	7	10	0	6	3	1	2	9	+13	8
12	YULIYA INAZEMTSEVA	DNP																			
*15	KSENIYA MAKAREVICH	40:00	8/13	61,5	7/11	63,6	1/2	50,0	2/4	50,0	2	14	16	1	10	3	9	2	6	+9	19
Team/Coach											3	9	12	1							
Totals			19/54	35,2	17/47	36,2	2/7	28,6	9/22	40,9	14	50	64	8	48	14	10	10	23		49

Scoring by 5 minutes intervals

	Q1		Q2		Q3		Q4	
UKR	7	11	17	21	26	30	37	40
BLR	11	19	21	25	27	32	38	49

	UKR	BLR
Points from turnovers	20	8
Points in the paint	22	18
Second chance points	5	6
Fast break points	17	9
Bench points	5	0

	UKR	BLR
Biggest lead	1	9
Biggest scoring run	6-0 (36-37)	10-0 (40-49)
Lead changes		5
Times tied		3
Time Leading	02:56	34:20

Legend:

Min	Minutes played	M/A	Made/Attempts	Reb	Rebounds	AS	Assists	TO	Turnovers
*	Starters	%	Shooting percentage	RD	Defensive rebounds	PF	Personal fouls	ST	Steals
DNP	Did not play	FT	Free throws	RO	Offensive rebounds	C	Committed fouls	BS	Blocked shots
FG	Field goals	PTS	Points scored	Tot	Total rebounds	D	Drawn fouls	+/-	Net points while on court

W 8: LITHUANIA - TURKEY



2017 U20 EUROPEAN DEAF BASKETBALL CHAMPIONSHIPS GIRLS LITHUANIA vs TURKEY

Referees: Paweł Wardziak, Justyna Gieroba
Commissioner: Marak Lemaych

Game no. G 08
Lublin
HALL MOSIR

24.08.2017 14:00
(Local time)

OFFICIAL STATISTICS

51 - 75

(9-22, 7-24, 12-12, 23-17)

LITHUANIA (LTU)

Head coach: Marius Minkevicius
Assistant coach(es): Grazina Jocyte

No.	Name	Min	FG		2P FG		3P FG		FT		Reb			PF					+/-	PTS	
			M/A	%	M/A	%	M/A	%	M/A	%	RO	RD	Tot	AS	TO	ST	BS	C			D
2	JULJANA MAKOVSKA	22:50	4/9	44.4	3/5	60.0	1/4	25.0	2/4	50.0	0	2	2	1	5	1	0	4	3	-18	11
7	MONIKA BALKYTE	16:40	2/8	25.0	1/3	33.3	1/5	20.0	0/0	0.0	0	2	2	1	1	1	0	2	0	+9	5
9	VANCEVICIUTE PATRICIJA	04:35	0/1	0.0	0/1	0.0	0/0	0.0	0/0	0.0	0	1	1	0	1	1	0	0	0	+0	0
*10	LAURA JUDVYTYTE	31:55	2/5	40.0	2/5	40.0	0/0	0.0	1/2	50.0	7	2	9	0	2	0	0	3	2	-22	5
11	DEIMANTE NAVIKAITE	02:33	0/1	0.0	0/0	0.0	0/0	0.0	0/0	0.0	0	0	0	0	1	0	0	1	0	-2	0
*12	ELIZA DOBILAITE	37:03	1/9	11.1	1/9	11.1	0/0	0.0	2/2	100.0	12	8	20	2	5	1	2	3	2	-16	4
*14	ERIKA JOCYTE	29:54	0/10	0.0	0/7	0.0	0/3	0.0	1/2	50.0	2	5	7	2	7	1	0	3	2	-28	1
16	KAMILE VOSYLIUTE	01:17	0/0	0.0	0/0	0.0	0/0	0.0	0/0	0.0	0	0	0	0	0	0	0	0	0	-7	0
*17	RAMUNE ESKERTAITE	37:08	4/11	36.4	3/8	37.5	1/3	33.3	12/15	80.0	0	4	4	3	4	0	1	3	11	-21	21
*19	GUODA GUDENAITE	16:05	2/3	66.7	2/3	66.7	0/0	0.0	0/0	0.0	0	1	1	0	3	1	0	1	0	-15	4
Team/Coach											1	4	5		5						
Totals			15/57	26.3	12/41	29.3	3/16	18.8	18/25	72.0	22	29	51	9	34	6	3	20	20		51

TURKEY (TUR)

Head coach: Gulseren Yarga

No.	Name	Min	FG		2P FG		3P FG		FT		Reb			PF					+/-	PTS		
			M/A	%	M/A	%	M/A	%	M/A	%	RO	RD	Tot	AS	TO	ST	BS	C			D	
4	GOZDENUR ORENCIK	15:25	1/3	33.3	1/2	50.0	0/1	0.0	0/0	0.0	1	0	1	1	1	2	0	2	0	+10	2	
*5	CAGLA ASLAN	27:17	2/10	20.0	2/6	33.3	0/4	0.0	4/10	40.0	2	3	5	6	3	5	0	4	7	+21	8	
*6	CAGLANUR UZUNDURUKAN	32:43	5/11	45.5	4/7	57.1	1/4	25.0	3/4	75.0	0	1	1	2	2	3	0	3	2	+10	14	
7	GAMZE CALISKAN	04:02	0/0	0.0	0/0	0.0	0/0	0.0	0/0	0.0	0	0	0	0	0	1	0	0	1	0	+0	0
9	DILA BUYUKAVCI	07:16	0/0	0.0	0/0	0.0	0/0	0.0	0/0	0.0	0	1	1	0	0	1	0	1	0	+6	0	
*10	ECRIN KOSE	40:00	11/27	40.7	4/9	44.4	7/18	38.9	6/8	75.0	2	8	10	1	4	0	0	2	5	+24	35	
*11	MERVE YESILYURT	27:10	4/7	57.1	4/6	66.7	0/1	0.0	0/0	0.0	3	1	4	1	2	0	0	1	1	+26	8	
14	INCI GOGER	03:55	0/1	0.0	0/1	0.0	0/0	0.0	0/0	0.0	0	1	1	0	0	0	0	0	0	-5	0	
*15	BUSRA CEVIK	27:22	3/6	50.0	3/6	50.0	0/0	0.0	0/0	0.0	4	6	10	2	1	2	1	4	4	+28	6	
16	FEYZANUR BAL	08:56	0/0	0.0	0/0	0.0	0/0	0.0	0/0	0.0	1	0	1	0	0	0	0	0	0	+3	0	
18	KUBRA DEMIR	03:04	0/0	0.0	0/0	0.0	0/0	0.0	0/0	0.0	0	0	0	0	0	0	1	1	0	-3	0	
20	HUMERYA GUNDEM	04:50	1/3	33.3	1/3	33.3	0/0	0.0	0/0	0.0	1	0	1	0	1	0	0	1	1	+0	2	
Team/Coach											1	3	4		0							
Totals			27/68	39.7	19/40	47.5	8/28	28.6	13/22	59.1	15	24	39	13	15	13	2	20	20		75	

Scoring by 5 minutes intervals	Q1		Q2		Q3		Q4	
	LTU	TUR	LTU	TUR	LTU	TUR	LTU	TUR
	0	9	12	16	17	28	42	51
	12	22	32	46	50	58	65	75

	LTU	TUR
Points from turnovers	5	26
Points in the paint	20	32
Second chance points	16	19
Fast break points	7	19
Bench points	16	4

	LTU	TUR
Biggest lead	0	33
Biggest scoring run	5-0 (43-65)	15-0 (0-15)
Lead changes		0
Times tied		1
Time Leading	00:00	39:14

Legend:

Min Minutes played	M/A Made/attempts	Reb Rebounds	AS Assists	TO Turnovers
* Starters	% Shooting percentage	RD Defensive rebounds	PF Personal fouls	ST Steals
DNP Did not play	FT Free throws	RO Offensive rebounds	C Committed fouls	BS Blocked shots
FG Field goals	PTS Points scored	Tot Total rebounds	D Drawn fouls	+/- Net points while on court

W 9: RUSSIA - POLAND



2017 U20 EUROPEAN DEAF BASKETBALL CHAMPIONSHIPS GIRLS
RUSSIA vs POLAND

Referees: Franziska Muller, Magdalena Mazurewicz-Rydz
Commissioner: Marek Lemaych

Game no.: G 09
LUBLIN
HALL MOSIR

24.08.2017 19:00
(Local time)

OFFICIAL STATISTICS

58 - 42

(10-10, 10-12, 21-9, 17-11)

RUSSIA (RUS)

Head coach: Yuri Rymarchuk

Assistant coach(es): Aleksandr Vasilkov

No.	Name	Min	FG		2P FG		3P FG		FT		Reb			PF			+/-	PTS			
			M/A	%	M/A	%	M/A	%	M/A	%	RO	RD	Tot	AS	TO	ST			BS	C	D
6	VIKTORIA DEMINA	00:40	0/0	0,0	0/0	0,0	0/0	0,0	0/0	0,0	0	0	0	0	0	0	0	0	0	-2	0
*7	SABINA PAKHMUTOVA	31:19	5/11	45,5	3/7	42,9	2/4	50,0	9/12	75,0	2	4	6	2	5	5	0	4	9	+21	21
11	ALFIIA KUDAKAEVA	00:42	0/0	0,0	0/0	0,0	0/0	0,0	0/0	0,0	0	0	0	0	0	0	0	0	0	-2	0
16	ANASTASIIA KUCHERENKO	09:19	0/1	0,0	0/0	0,0	0/1	0,0	1/2	50,0	1	0	1	1	2	0	0	2	1	+3	1
*17	EKATERINA SOLODKOVA	23:44	2/3	66,7	2/3	66,7	0/0	0,0	0/0	0,0	2	6	8	1	2	0	0	5	2	+10	4
18	OLEZIA SOSHNIKOVA	01:49	0/0	0,0	0/0	0,0	0/0	0,0	0/0	0,0	0	0	0	0	1	0	0	1	0	-3	0
19	MILA KOBLANOVA	DNP																			
22	DINA SABANEEVA	28:45	0/8	0,0	0/6	0,0	0/2	0,0	2/4	50,0	3	5	8	0	0	3	0	0	3	+17	2
*23	SVETLANA OGURTSOVA	33:13	4/15	26,7	3/7	42,9	1/8	12,5	0/4	0,0	1	3	4	4	3	4	0	2	4	+10	9
*28	VIKTORIA LARINA	33:40	2/16	12,5	2/13	15,4	0/3	0,0	0/0	0,0	1	0	1	2	3	4	0	1	0	+8	4
*30	MARIIA BLOKHINA	36:49	5/13	38,5	0/4	0,0	5/9	55,8	2/3	66,7	2	8	10	1	4	11	3	1	3	+18	17
Team/Coach											0	5	5	3							
Totals			18/67	26,9	10/40	25,0	8/27	29,6	14/25	56,0	12	31	43	11	23	27	3	16	22		58

POLAND (POL)

Head coach: Tomasz Romanowski

Assistant coach(es): Maciej Jacyna

No.	Name	Min	FG		2P FG		3P FG		FT		Reb			PF			+/-	PTS			
			M/A	%	M/A	%	M/A	%	M/A	%	RO	RD	Tot	AS	TO	ST			BS	C	D
4	AGATA KOSINSKA	12:42	1/2	50,0	1/2	50,0	0/0	0,0	0/0	0,0	0	2	2	1	4	1	0	1	0	-10	2
5	OLGA WROBEL	10:56	0/1	0,0	0/1	0,0	0/0	0,0	0/0	0,0	0	0	0	0	1	0	0	5	0	-3	0
*6	NATALIA PYSKLO	37:27	1/11	9,1	0/6	0,0	1/5	20,0	0/2	0,0	2	5	7	3	10	2	0	5	5	-15	3
*7	ANNA GAJDA	17:06	1/2	50,0	1/2	50,0	0/0	0,0	0/0	0,0	1	1	2	0	8	0	0	3	0	-10	2
*8	MATYLDA DOBEJKO	40:00	6/20	30,0	4/10	40,0	2/10	20,0	0/2	0,0	1	11	12	2	11	3	1	2	3	-16	14
9	ANGELIKA WISNIEWSKA	11:02	0/0	0,0	0/0	0,0	0/0	0,0	0/0	0,0	0	2	2	1	2	0	0	1	1	-13	0
10	DOMINIKA BIGAJ	DNP																			
*13	MARTA BYCZKOWSKA	28:58	0/2	0,0	0/2	0,0	0/0	0,0	0/2	0,0	4	9	13	2	0	0	0	4	1	-3	0
14	ALEKSANDRA SZOT	01:49	0/0	0,0	0/0	0,0	0/0	0,0	0/0	0,0	0	0	0	0	0	0	0	0	0	+6	0
*15	DOMINIKA SZCZYGIEL	40:00	7/19	36,8	7/19	36,8	0/0	0,0	7/9	77,8	5	8	13	1	5	1	2	1	6	-16	21
Team/Coach											2	6	8	2							
Totals			16/57	28,1	13/42	31,0	3/15	20,0	7/15	46,7	15	44	59	10	43	7	3	22	16		42

Scoring by 5 minutes intervals

	Q1		Q2		Q3		Q4	
RUS	1	10	15	20	30	41	53	58
POL	6	10	15	22	25	31	35	42

	RUS	POL
Points from turnovers	25	11
Points in the paint	16	20
Second chance points	5	10
Fast break points	12	6
Bench points	3	2

	RUS	POL
Biggest lead	20	7
Biggest scoring run	13-0 (35-25)	7-0 (53-40)
Lead changes	5	
Times tied	5	
Time Leading	21:44	15:31

Legend:

Min	Minutes played	M/A	Made/attempts	Reb	Rebounds	AS	Assists	TO	Turnovers
*	Starters	%	Shooting percentage	RD	Defensive rebounds	PF	Personal fouls	ST	Steals
DNP	Did not play	FT	Free throws	RO	Offensive rebounds	C	Committed fouls	BS	Blocked shots
FG	Field goals	PTS	Points scored	Tot	Total rebounds	D	Drawn fouls	+/-	Net points while on court

W 10: TURKEY - UKRAINE



2017 U20 EUROPEAN DEAF BASKETBALL CHAMPIONSHIPS GIRLS TURKEY vs UKRAINE

Referees: Vincent Guyon, Jakub Adameczko
Commissioner: Marek Lemarych

Court: G 10
LUBLIN
HALL MOSIR

26.08.2017 12:00
(Local time)

OFFICIAL STATISTICS

108 - 39

(31-6, 23-14, 24-11, 30-6)

TURKEY (TUR)

Head coach: Gulseren Yarga

No.	Name	Min	FG		2P FG		3P FG		FT		Reb			PF		+/-	PTS				
			M/A	%	M/A	%	M/A	%	M/A	%	RO	RD	Tot	AS	TO			ST	BS	C	D
4	GOZDENUR ORENCIK	18:40	6/7	85,7	6/7	85,7	0/0	0,0	1/2	50,0	0	2	2	0	1	4	0	1	1	+35	13
*5	CAGLA ASLAN	20:46	7/14	50,0	7/13	53,8	0/1	0,0	4/5	80,0	3	4	7	2	1	4	0	0	3	+37	18
*6	CAGLANUR UZUNDURUKAN	29:08	8/17	47,1	8/16	50,0	0/1	0,0	1/2	50,0	3	4	7	5	3	9	0	1	1	+58	17
7	GAMZE CALISKAN	05:17	0/1	0,0	0/1	0,0	0/0	0,0	0/0	0,0	1	0	1	0	1	0	0	2	0	-5	0
9	DILA BUYUKAVCI	09:31	0/4	0,0	0/4	0,0	0/0	0,0	0/0	0,0	0	1	1	1	0	1	0	0	0	+13	0
*10	ECRIN KOSE	27:49	11/24	45,8	10/18	55,6	1/6	16,7	5/7	71,4	2	1	3	10	2	6	0	0	5	+54	28
*11	MERVE YESILYURT	22:39	2/7	28,6	2/7	28,6	0/0	0,0	1/2	50,0	0	4	4	1	0	3	0	0	1	+38	5
14	INCI GOKER	13:22	1/5	20,0	1/5	20,0	0/0	0,0	0/0	0,0	3	1	4	0	2	0	1	1	0	+20	2
*15	BUSRA CEVIK	19:23	6/10	60,0	6/10	60,0	0/0	0,0	0/0	0,0	5	4	9	2	1	4	0	3	1	+36	12
16	FEYZANUR BAL	15:13	2/6	33,3	2/6	33,3	0/0	0,0	1/2	50,0	6	2	8	1	1	3	0	1	1	+24	5
18	KUBRA DEMIR	07:08	0/0	0,0	0/0	0,0	0/0	0,0	0/2	0,0	3	0	3	0	1	0	0	1	1	+12	0
20	HUMERYA GUNDEM	11:04	4/9	44,4	4/9	44,4	0/0	0,0	0/0	0,0	2	2	4	0	0	0	0	0	0	+23	8
Team/Coach												2	6	8							
Totals			47/10	45,2	46/96	47,9	1/8	12,5	13/22	59,1	30	31	61	22	15	34	1	11	14		108

UKRAINE (UKR)

Head coach: Ludmyla Shchedrya
Assistant coach(es): Oksana Kirsanova-Staron

No.	Name	Min	FG		2P FG		3P FG		FT		Reb			PF		+/-	PTS				
			M/A	%	M/A	%	M/A	%	M/A	%	RO	RD	Tot	AS	TO			ST	BS	C	D
*5	ANASTASIIA SIVAKOVA	31:38	2/5	40,0	2/5	40,0	0/0	0,0	0/0	0,0	0	4	4	1	5	2	0	1	0	-50	4
6	LIUBOV BONDARENKO	04:53	0/3	0,0	0/3	0,0	0/0	0,0	0/0	0,0	1	0	1	0	0	0	0	0	0	-10	0
*7	ANASTASIIA BORODINA	20:24	2/6	33,3	2/6	33,3	0/0	0,0	0/0	0,0	2	3	5	0	1	0	3	4	0	-53	4
*8	HANNA MELNYCHUK	36:51	5/22	22,7	5/17	29,4	0/5	0,0	0/2	0,0	2	4	6	1	10	1	0	2	4	-59	10
*9	ANZHELIKA OBLIVANTSEVA	24:15	3/11	27,3	2/6	33,3	1/5	20,0	0/0	0,0	1	2	3	3	4	3	0	2	1	-32	7
*10	OLENA KHOROSHYKH	40:00	6/22	27,3	6/22	27,3	0/0	0,0	2/7	28,6	15	14	29	3	7	3	1	2	5	-69	14
13	ANNA SIVAKOVA	03:33	0/0	0,0	0/0	0,0	0/0	0,0	0/0	0,0	0	1	1	0	1	0	0	0	0	-9	0
15	KATERYNA KRASNOGLAZOVA	38:26	0/6	0,0	0/6	0,0	0/0	0,0	0/0	0,0	0	3	3	2	16	0	0	3	0	-63	0
Team/Coach												7	3	10							
Totals			18/75	24,0	17/65	26,2	1/10	10,0	2/9	22,2	28	34	62	10	44	9	4	15	10		39

Scoring by 5 minutes intervals

	Q1		Q2		Q3		Q4	
TUR	14	31	39	54	63	78	97	108
UKR	4	6	14	20	28	31	35	39

	TUR	UKR
Points from turnovers	58	6
Points in the paint	88	28
Second chance points	19	10
Fast break points	57	6
Bench points	28	0

	TUR	UKR
Biggest lead	69	0
Biggest scoring run	18-0 (100-35)	5-0 (56-28)
Lead changes		0
Times tied		1
Time Leading	39:49	00:00

Legend:

Min	Minutes played	M/A	Made/attempts	Reb	Rebounds	AS	Assists	TO	Turnovers
*	Starters	%	Shooting percentage	RD	Defensive rebounds	PF	Personal fouls	ST	Steals
DNP	Did not play	FT	Free throws	RO	Offensive rebounds	C	Committee fouls	BS	Blocked shots
FG	Field goals	PTS	Points scored	Tot	Total rebounds	D	Drawn fouls	+/-	Net points while on court

W 11: BELARUS - RUSSIA



2017 U20 EUROPEAN DEAF BASKETBALL CHAMPIONSHIPS GIRLS
BELARUS vs RUSSIA

Referees: Tobias Reinhar, Magdalena Mazurewicz-Rydz
 Commissioner: Marek Lembiyeh

Game no: G 11
 LUBLIN
 HALL MOSIR

25.08.2017 18:00
 (Local time)

OFFICIAL STATISTICS

40 - 68

(15-14, 12-23, 12-15, 1-16)

Head coach: Liubou Sakuta

Assistant coach(es): Sergei Griga

BELARUS (BLR)

No.	Name	Min	FG		2P FG		3P FG		FT		Reb			PF				PTS			
			M/A	%	M/A	%	M/A	%	M/A	%	RO	RD	Tot	AS	TO	ST	BS		C	D	+/-
*4	DZIYANA STRYHUN	38:38	3/11	27,3	3/11	27,3	0/0	0,0	1/2	50,0	1	7	8	5	16	0	0	3	1	-21	7
*7	MARYNA BICH	40:00	1/4	25,0	1/4	25,0	0/0	0,0	0/0	0,0	0	0	0	0	13	4	0	2	1	-28	2
8	TATSIANA MAKSIMOVICH	04:11	0/3	0,0	0/3	0,0	0/0	0,0	0/0	0,0	1	0	1	0	5	0	0	0	0	-8	0
9	DARYA MASKAL	09:22	0/0	0,0	0/0	0,0	0/0	0,0	0/0	0,0	0	2	2	0	3	0	0	1	2	-21	0
*10	KATSIARYNA SALAVA	40:00	6/11	54,5	6/11	54,5	0/0	0,0	1/2	50,0	3	13	16	4	7	3	0	1	2	-18	13
*11	HANNA MASKALIK	27:49	3/7	42,9	3/7	42,9	0/0	0,0	1/2	50,0	2	9	11	3	7	3	0	3	1	-8	7
12	YULIYA INAZEMTSEVA	14:22	0/1	0,0	0/1	0,0	0/0	0,0	0/0	0,0	0	0	0	0	0	0	0	0	1	-28	0
*15	KSENIYA MAKAREVICH	25:38	5/8	62,5	5/7	71,4	0/1	0,0	1/3	33,3	3	7	10	4	3	1	0	5	2	+0	11
Team/Coach											0	5	5		5			0			
Totals			18/45	40,0	18/44	40,9	0/1	0,0	4/9	44,4	10	43	53	16	59	11	0	15	10		40

Head coach: Yuri Rymarchuk

Assistant coach(es): Aleksandr Vasilkov

RUSSIA (RUS)

No.	Name	Min	FG		2P FG		3P FG		FT		Reb			PF				PTS			
			M/A	%	M/A	%	M/A	%	M/A	%	RO	RD	Tot	AS	TO	ST	BS		C	D	+/-
6	VIKTORIIA DEMINA	03:55	0/1	0,0	0/1	0,0	0/0	0,0	0/2	0,0	0	0	0	0	2	4	0	1	1	+1	0
*7	SABINA PAKHMUTOVA	30:36	8/24	33,3	7/17	41,2	1/7	14,3	4/6	66,7	5	3	8	7	7	8	0	1	3	+17	21
11	ALFIYA KUDAKAEVA	07:17	0/4	0,0	0/3	0,0	0/1	0,0	0/0	0,0	2	1	3	1	1	1	0	2	0	+8	0
16	ANASTASIIA KUCHERENKO	10:03	0/6	0,0	0/4	0,0	0/2	0,0	1/2	50,0	3	0	3	0	0	1	0	0	2	+13	1
*17	EKATERINA SOLODKOVA	24:03	0/4	0,0	0/4	0,0	0/0	0,0	1/4	25,0	4	5	9	2	5	3	1	0	2	+17	1
18	OLESLIA SOSHNIKOVA	07:17	0/3	0,0	0/3	0,0	0/0	0,0	1/2	50,0	2	2	4	0	0	0	1	1	1	+8	1
19	MILA KOBLANOVA	04:46	0/3	0,0	0/3	0,0	0/0	0,0	0/0	0,0	1	0	1	0	2	1	0	0	0	+4	0
22	DINA SABANEEVA	23:12	1/6	16,7	0/2	0,0	1/4	25,0	2/2	100,0	4	0	4	0	0	5	0	1	2	+29	5
*23	SVETLANA OGURTSOVA	28:47	5/13	38,5	4/9	44,4	1/4	25,0	0/0	0,0	3	1	4	0	1	5	0	2	0	+6	11
*28	VIKTORIIA LARINA	28:29	3/14	21,4	3/12	25,0	0/2	0,0	1/2	50,0	3	1	4	3	5	6	0	1	3	+19	7
*30	MARIYA BLOKHINA	31:35	10/22	45,5	9/19	47,4	1/3	33,3	0/1	0,0	5	2	7	1	2	7	0	1	1	+18	21
Team/Coach											3	4	7		4			0			
Totals			27/10	27,0	23/77	29,9	4/23	17,4	10/21	47,6	35	19	54	14	29	41	2	10	15		68

Scoring by 5 minutes intervals

	Q1	Q2	Q3	Q4
BLR	7 15	23 27	38 39	39 40
RUS	8 14	17 37	41 52	61 68

	BLR	RUS
Points from turnovers	13	52
Points in the paint	34	42
Second chance points	4	12
Fast break points	7	30
Bench points	0	7

	BLR	RUS
Biggest lead	8	28
Biggest scoring run	9-0 (38-41)	21-0 (39-66)
Lead changes	9	
Times tied	4	
Time Leading	12:38	25:49

Legend:

Min	Minutes played	M/A	Made/attempts	Reb	Rebounds	AS	Assists	TO	Turnovers
*	Starters	%	Shooting percentage	RD	Defensive rebounds	PF	Personal fouls	ST	Steals
DNP	Did not play	FT	Free throws	RO	Offensive rebounds	C	Committed fouls	BS	Blocked shots
FG	Field goals	PTS	Points scored	Tot	Total rebounds	D	Drawn fouls	+/-	Net points while on court

W 12: POLAND - LITHUANIA



2017 U20 EUROPEAN DEAF BASKETBALL CHAMPIONSHIPS GIRLS
POLAND vs LITHUANIA

Referees: Franziska Muller, Marusz Godek
Commissioner: Marek Lemajch

Game no. G 12
LUBLIN

25.08.2017 20:00
(Local time)

OFFICIAL STATISTICS

53 - 57

(10-8, 10-31, 21-8, 12-10)

POLAND (POL)

Head coach: Tomasz Romanowski
Assistant coach(es): Maciej Jacyna

No.	Name	Min	FG		2P FG		3P FG		FT		Reb			PF			+/-	PTS			
			M/A	%	M/A	%	M/A	%	M/A	%	RO	RD	Tot	AS	TO	ST			BS	C	D
4	AGATA KOSINSKA	21:47	1/5	20,0	1/5	20,0	0/0	0,0	2/2	100,0	2	5	7	2	4	1	0	0	4	+3	4
5	OLGA WROBEL	10:14	0/2	0,0	0/1	0,0	0/1	0,0	0/0	0,0	0	1	1	0	2	0	0	4	0	-11	0
*6	NATALIA PYSKLO	21:49	0/9	0,0	0/8	0,0	0/1	0,0	0/0	0,0	2	2	4	1	4	1	0	5	1	-21	0
*7	ANNA GAJDA	26:10	1/6	16,7	1/6	16,7	0/0	0,0	0/2	0,0	1	3	4	1	7	1	0	4	1	+21	2
*8	MATYLDA DOBEJKO	40:00	10/30	33,3	8/17	47,1	2/13	15,4	8/11	72,7	4	3	7	3	1	5	0	3	11	-4	30
9	ANGELIKA WISNIEWSKA	01:14	0/1	0,0	0/1	0,0	0/0	0,0	0/0	0,0	1	0	1	0	0	0	0	0	0	-2	0
10	DOMINIKA BIGAJ	DNP																			
*13	MARTA BYCZKOWSKA	38:46	2/3	66,7	2/3	66,7	0/0	0,0	2/4	50,0	5	9	14	1	5	2	0	3	3	-2	6
14	ALEKSANDRA SZOT	DNP																			
*15	DOMINIKA SZCZYGIEL	40:00	5/15	33,3	5/15	33,3	0/0	0,0	1/4	25,0	4	6	10	4	1	1	3	1	4	-4	11
Team/Coach											2	4	6								
Totals			19/71	26,8	17/56	30,4	2/15	13,3	13/23	56,5	21	33	54	12	24	11	3	20	24		53

LITHUANIA (LTU)

Head coach: Marius Minkevicius
Assistant coach(es): Grazina Jocyte

No.	Name	Min	FG		2P FG		3P FG		FT		Reb			PF			+/-	PTS			
			M/A	%	M/A	%	M/A	%	M/A	%	RO	RD	Tot	AS	TO	ST			BS	C	D
*2	JULJANA MAKOVSKA	27:46	4/14	28,6	2/7	28,6	2/7	28,6	0/3	0,0	1	3	4	1	4	4	0	4	1	+7	10
7	MONIKA BALKYTE	17:58	2/6	33,3	2/4	50,0	0/2	0,0	0/0	0,0	0	0	0	1	2	1	0	3	0	+4	4
9	VANCEVICIUTE PATRICIJA	01:55	0/0	0,0	0/0	0,0	0/0	0,0	0/0	0,0	1	0	1	0	2	0	0	1	0	-5	0
*10	LAURA JUDVYTYTE	31:24	1/3	33,3	1/3	33,3	0/0	0,0	0/1	0,0	4	3	7	0	3	0	0	2	2	-5	2
11	DEIMANTE NAVIKAITE	DNP																			
*12	ELIZA DOBILAITE	28:49	1/6	16,7	1/6	16,7	0/0	0,0	0/0	0,0	5	13	18	1	0	2	1	4	1	+16	2
*14	ERIKA JOCYTE	34:16	2/8	25,0	2/7	28,6	0/1	0,0	0/0	0,0	2	5	7	0	8	1	0	4	0	-3	4
16	KAMILE VOSYLIUTE	DNP																			
*17	RAMUNE ESKERTAITE	38:05	10/28	35,7	5/13	38,5	5/15	33,3	10/14	71,4	0	5	5	7	2	7	2	4	15	+9	35
19	GUODA GUDENAITE	19:47	0/4	0,0	0/4	0,0	0/0	0,0	0/0	0,0	4	1	5	0	1	2	0	2	1	-3	0
Team/Coach											3	4	7		2						
Totals			20/69	29,0	13/44	29,5	7/25	28,0	10/18	55,6	20	34	54	10	24	17	3	24	20		57

Scoring by 5 minutes intervals

	Q1	Q2	Q3	Q4
POL	4 10	18 20	28 41	45 53
LTU	2 8	21 39	45 47	47 57

	POL	LTU
Points from turnovers	14	19
Points in the paint	26	16
Second chance points	16	4
Fast break points	6	19
Bench points	4	4

	POL	LTU
Biggest lead	7	23
Biggest scoring run	15-0 (41-45)	18-0 (20-43)
Lead changes		1
Times tied		2
Time Leading	08:02	29:04

Legend:

Min	Minutes played	M/A	Made/Attempts	Reb	Rebounds	AS	Assists	TO	Turnovers
*	Starters	%	Shooting percentage	RO	Defensive rebounds	PF	Personal fouls	ST	Steals
DNP	Did not play	FT	Free throws	RD	Offensive rebounds	C	Committed fouls	BS	Blocked shots
FG	Field goals	PTS	Points scored	Tot	Total rebounds	D	Drawn fouls	+/-	Net points while on court

W 13: UKRAINE - POLAND



2017 U20 EUROPEAN DEAF BASKETBALL CHAMPIONSHIPS GIRLS
UKRAINE vs POLAND

Referees: Franziska Müller, Marusz Gociek
Commissioner: Marek Lemajch

Game no. G 13
LUBLIN

26.06.2017 10:00
(Local time)

OFFICIAL STATISTICS

55 - 71

(21-21, 15-14, 10-20, 9-16)

UKRAINE (UKR)

Head coach: Ludmyla Shchedryva

Assistant coach(es): Oksana Kirsanova-Staron

No.	Name	Min	FG		2P FG		3P FG		FT		Reb			PF			PTS				
			M/A	%	M/A	%	M/A	%	M/A	%	RO	RD	Tot	AS	TO	ST		C	D	+/-	
*5	ANASTASIIA SIVAKOVA	18:20	1/6	16,7	1/6	16,7	0/0	0,0	1/2	50,0	3	1	4	1	4	0	0	5	1	-9	3
6	LIUBOV BONDARENKO	06:09	0/1	0,0	0/1	0,0	0/0	0,0	0/0	0,0	0	0	0	0	0	0	0	0	0	-8	0
*7	ANASTASIIA BORODINA	23:27	3/8	37,5	3/8	37,5	0/0	0,0	0/0	0,0	4	0	4	0	2	0	1	5	1	-5	6
*8	HANNA MELNYCHUK	33:51	4/20	20,0	4/18	22,2	0/2	0,0	1/2	50,0	4	4	8	0	5	2	0	5	2	-7	9
*9	ANZHELIKA OBLVYANTSEVA	36:10	3/15	20,0	3/12	25,0	0/3	0,0	0/2	0,0	2	4	6	3	4	1	0	5	4	-15	6
*10	OLENA KHOROSHYKH	40:00	7/20	35,0	7/20	35,0	0/0	0,0	15/23	65,2	10	11	21	1	9	4	0	3	14	-16	29
13	ANNA SIVAKOVA	16:33	1/3	33,3	1/3	33,3	0/0	0,0	0/0	0,0	0	3	3	0	2	0	0	0	0	-11	2
15	KATERYNA KRASNOGLAZOVA	22:14	0/3	0,0	0/3	0,0	0/0	0,0	0/0	0,0	2	3	5	0	9	1	0	3	3	-7	0
Team/Coach											4	6	10		1			1			
Totals			19/76	25,0	19/71	26,8	0/5	0,0	17/29	58,6	29	32	61	5	36	8	1	27	25		55

POLAND (POL)

Head coach: Tomasz Romanowski

Assistant coach(es): Maciej Jacyna

No.	Name	Min	FG		2P FG		3P FG		FT		Reb			PF			PTS				
			M/A	%	M/A	%	M/A	%	M/A	%	RO	RD	Tot	AS	TO	ST		C	D	+/-	
4	AGATA KOSINSKA	05:58	0/0	0,0	0/0	0,0	0/0	0,0	1/2	50,0	0	0	0	0	1	0	0	0	2	-7	1
5	OLGA WROBEL	18:35	0/4	0,0	0/2	0,0	0/2	0,0	0/0	0,0	2	1	3	1	5	0	0	2	1	+15	0
*6	NATALIA PYSKLO	35:23	1/12	8,3	1/11	9,1	0/1	0,0	6/12	50,0	1	5	6	2	8	2	0	3	8	+22	8
*7	ANNA GAJDA	14:54	0/1	0,0	0/1	0,0	0/0	0,0	0/0	0,0	0	1	1	2	5	0	0	1	0	+0	0
*8	MATYLDA DOBEJKO	39:28	13/33	39,4	10/25	40,0	3/8	37,5	11/15	73,3	2	6	8	3	2	4	2	3	12	+18	40
9	ANGELIKA WISNIEWSKA	21:46	0/2	0,0	0/2	0,0	0/0	0,0	0/0	0,0	2	1	3	0	4	0	0	4	0	+4	0
10	DOMINIKA BIGAJ	21:08	1/6	16,7	1/6	16,7	0/0	0,0	1/2	50,0	7	4	11	0	1	0	0	4	1	+13	3
*13	MARTA BYCZKOWSKA	10:10	0/1	0,0	0/1	0,0	0/0	0,0	0/0	0,0	0	3	3	0	2	1	0	5	0	-5	0
14	ALEKSANDRA SZOT	05:42	0/0	0,0	0/0	0,0	0/0	0,0	0/0	0,0	1	0	1	0	1	1	0	2	0	+0	0
*15	DOMINIKA SZCZYGIEL	26:56	8/17	47,1	8/17	47,1	0/0	0,0	3/3	100,0	6	8	14	0	1	0	7	1	2	+20	19
Team/Coach											4	3	7		0			0			
Totals			23/76	30,3	20/65	30,8	3/11	27,3	22/34	64,7	25	32	57	8	30	8	9	25	26		71

Scoring by 5 minutes intervals

	Q1	Q2	Q3	Q4
UKR	10 21	27 36	39 46	55 55
POL	14 21	32 35	51 55	64 71

	UKR	POL
Points from turnovers	19	18
Points in the paint	36	34
Second chance points	14	9
Fast break points	15	10
Bench points	2	4

	UKR	POL
Biggest lead	3	16
Biggest scoring run	6-0 (19-17)	15-0 (39-53)
Lead changes	10	
Times tied	11	
Time Leading	03:40	30:37

Legend:

Min	Minutes played	M/A	Made/attempts	Reb	Rebounds	AS	Assists	TO	Turnovers
*	Starters	%	Shooting percentage	RD	Defensive rebounds	PF	Personal fouls	ST	Steals
DNP	Did not play	FT	Free throws	RO	Offensive rebounds	C	Committed fouls	BS	Blocked shots
FG	Field goals	PTS	Points scored	Tot	Total rebounds	D	Drawn fouls	+/-	Net points while on court

W 14: TURKEY - BELARUS



2017 U20 EUROPEAN DEAF BASKETBALL CHAMPIONSHIPS GIRLS
TURKEY vs BELARUS

Referees: Frederico Di Marco, Jakub Adamczak
Commissioner: Marek Lembiych

Game no. G 14
LUBLIN

26.08.2017 14:00
(Local time)

OFFICIAL STATISTICS

93 - 32

(30-4, 25-12, 8-11, 30-6)

TURKEY (TUR)

Head coach: Gulseren Yarga

No.	Name	Min	FG		2P FG		3P FG		FT		Reb			PF			PTS				
			M/A	%	M/A	%	M/A	%	M/A	%	RO	RD	Tot	AS	TO	ST		BS	C	D	+/-
4	GOZDENUR ORENCIK	09:06	2/2	100,0	2/2	100,0	0/0	0,0	0/0	0,0	0	0	0	2	2	0	0	2	0	+13	4
*5	CAGLA ASLAN	23:05	5/18	27,8	2/10	20,0	3/8	37,5	0/0	0,0	1	0	1	4	3	4	0	2	0	+52	13
*6	CAGLANUR UZUNDURUKAN	35:45	5/14	35,7	3/9	33,3	2/5	40,0	2/2	100,0	1	4	5	10	4	9	1	2	2	+68	14
7	GAMZE CALISKAN	10:52	1/4	25,0	1/3	33,3	0/1	0,0	0/0	0,0	0	1	1	2	0	1	0	2	0	+20	2
9	DILA BUYUKAVCI	06:11	0/0	0,0	0/0	0,0	0/0	0,0	0/0	0,0	0	0	0	0	0	0	0	0	0	-7	0
*10	ECRIN KOSE	33:17	16/26	61,5	9/12	75,0	7/14	50,0	1/1	100,0	2	1	3	7	1	5	0	2	1	+51	40
*11	MERVE YESILYURT	21:11	4/6	66,7	4/6	66,7	0/0	0,0	0/2	0,0	2	2	4	1	2	1	0	0	1	+26	8
14	INCI GOKER	10:52	0/0	0,0	0/0	0,0	0/0	0,0	0/0	0,0	1	5	6	0	2	2	0	1	0	+20	0
*15	BUSRA CEVIK	33:46	5/11	45,5	5/11	45,5	0/0	0,0	0/2	0,0	3	2	5	2	2	4	0	3	1	+54	10
16	FEYZANUR BAL	02:05	0/0	0,0	0/0	0,0	0/0	0,0	0/0	0,0	3	0	3	0	2	0	0	1	0	-3	0
18	KUBRA DEMIR	02:46	0/0	0,0	0/0	0,0	0/0	0,0	0/0	0,0	0	0	0	1	2	0	1	0	-5	0	
20	HUMERYA GUNDEM	11:04	1/2	50,0	1/2	50,0	0/0	0,0	0/0	0,0	1	2	3	1	0	0	0	0	0	+18	2
Team/Coach												4	0	4				0			
Totals		39/83	47,0	27/55	49,1	12/28	42,9	3/7	42,9	18	17	35	29	19	28	1	16	5			93

BELARUS (BLR)

Head coach: Liubou Sakuta
Assistant coach(es): Sergei Grig

No.	Name	Min	FG		2P FG		3P FG		FT		Reb			PF			PTS				
			M/A	%	M/A	%	M/A	%	M/A	%	RO	RD	Tot	AS	TO	ST		BS	C	D	+/-
*4	DZIYANA STRYHUN	39:47	3/15	20,0	3/14	21,4	0/1	0,0	1/2	50,0	3	4	7	1	18	0	0	0	4	-61	7
*7	MARYNA BICH	36:56	1/4	25,0	1/3	33,3	0/1	0,0	2/3	66,7	1	1	2	0	9	1	0	1	3	-58	4
8	TATSIANA MAKSIMOVICH	01:15	0/0	0,0	0/0	0,0	0/0	0,0	0/2	0,0	0	0	0	0	0	0	0	0	1	+0	0
9	DARYA MASKAL	06:57	0/0	0,0	0/0	0,0	0/0	0,0	0/0	0,0	0	0	0	0	0	0	0	0	0	-13	0
*10	KATSIARYNA SALAVA	35:11	1/7	14,3	1/6	16,7	0/1	0,0	0/0	0,0	1	8	9	3	5	0	2	3	-53	2	
*11	HANNA MASKALIK	33:16	2/5	40,0	2/5	40,0	0/0	0,0	0/0	0,0	2	3	5	1	5	1	0	0	0	-47	4
12	YULIYA INAZEMTSEVA	06:38	0/0	0,0	0/0	0,0	0/0	0,0	0/0	0,0	0	2	2	0	0	0	0	0	0	-12	0
*15	KSENIYA MAKAREVICH	40:00	6/20	30,0	5/18	27,8	1/2	50,0	2/4	50,0	16	7	23	1	16	2	4	2	5	-61	15
Team/Coach												2	2	4				0			
Totals		13/51	25,5	12/46	26,1	1/5	20,0	5/11	45,5	25	27	52	6	55	4	4	5	16			32

Scoring by 5 minutes intervals

	Q1	Q2	Q3	Q4
TUR	13 30	40 55	59 63	80 93
BLR	4 4	11 16	25 27	29 32

	TUR	BLR
Points from turnovers	51	13
Points in the paint	38	18
Second chance points	18	7
Fast break points	33	1
Bench points	8	0

	TUR	BLR
Biggest lead	64	0
Biggest scoring run	28-0 (93-29)	10-0 (55-23)
Lead changes	0	
Times tied	1	
Time Leading	39:52	00:00

Legend:

Min	Minutes played	M/A	Made/attempts	Reb	Rebounds	AS	Assists	TO	Turnovers
*	Starters	%	Shooting percentage	RD	Defensive rebounds	PF	Personal fouls	ST	Steals
DNP	Did not play	FT	Free throws	RO	Offensive rebounds	C	Committed fouls	BS	Blocked shots
FG	Field goals	PTS	Points scored	Tot	Total rebounds	D	Drawn fouls	+/-	Net points while on court

W 15: LITHUANIA - RUSSIA



2017 U20 EUROPEAN DEAF BASKETBALL CHAMPIONSHIPS GIRLS LITHUANIA vs RUSSIA

Referees: Vincent Guyon, Magdalena Mazurewicz-Rydz
Commissioner: Marek Lemajoch

Game no. G 15
LUBLIN

26.08.2017 18:00
(Local time)

OFFICIAL STATISTICS

63 - 61

(15-11, 10-15, 14-15, 20-18, 4-2)

LITHUANIA (LTU)

Head coach: Marius Minkevicius

Assistant coach(es): Grazina Jocyte

No.	Name	Min	FG		2P FG		3P FG		FT		Reb			PF			PTS				
			M/A	%	M/A	%	M/A	%	M/A	%	RO	RD	Tot	AS	TO	ST		BS	C	D	+/-
*2	JULIANA MAKOVSKA	44:24	8/19	42.1	6/14	42.9	2/5	40.0	0/0	0.0	3	3	6	2	12	4	0	4	1	+2	18
*7	MONIKA BALKYTE	16:24	0/1	0.0	0/1	0.0	0/0	0.0	0/0	0.0	1	0	1	0	3	0	0	1	0	-5	0
9	VANCEVICIUTE PATRICIJA	22:31	4/11	36.4	4/9	44.4	0/2	0.0	0/2	0.0	2	2	4	2	4	2	0	4	2	+5	8
10	LAURA JUDVYTYTE	15:39	2/3	66.7	2/3	66.7	0/0	0.0	0/0	0.0	4	3	7	0	1	1	1	5	0	-2	4
11	DEIMANTE NAVIKAITE	DNP																			
*12	ELIZA DOBILAITE	45:00	6/13	46.2	6/13	46.2	0/0	0.0	0/0	0.0	8	12	20	2	4	1	1	4	2	+2	12
*14	ERIKA JOCYTE	22:33	0/2	0.0	0/2	0.0	0/0	0.0	0/2	0.0	1	5	6	2	2	2	0	5	2	+3	0
16	KAMILE VOSYLIUTE	DNP																			
*17	RAMUNE ESKERTAITE	45:00	5/20	25.0	4/12	33.3	1/8	12.5	10/16	62.5	1	10	11	6	6	5	1	3	15	+2	21
19	GUODA GUDENAITE	13:29	0/0	0.0	0/0	0.0	0/0	0.0	0/2	0.0	0	3	3	0	1	0	1	1	1	+3	0
Team/Coach											0	4	4		5						
Totals			25/69	36,2	22/54	40,7	3/15	20,0	10/22	45,5	20	42	62	14	38	15	4	27	23		63

RUSSIA (RUS)

Head coach: Yuri Rymarchuk

Assistant coach(es): Aleksandr Vasilkov

No.	Name	Min	FG		2P FG		3P FG		FT		Reb			PF			PTS				
			M/A	%	M/A	%	M/A	%	M/A	%	RO	RD	Tot	AS	TO	ST		BS	C	D	+/-
6	VIKTORIIA DEMINA	DNP																			
*7	SABINA PAKHMUTOVA	34:43	6/25	24.0	4/21	19.0	2/4	50.0	10/12	83.3	5	6	11	1	4	4	0	4	7	+7	24
11	ALFIIA KUDAKAEVA	21:28	0/4	0.0	0/4	0.0	0/0	0.0	0/0	0.0	1	2	3	0	2	2	0	3	0	-14	0
16	ANASTASIIA KUCHERENKO	03:19	0/0	0.0	0/0	0.0	0/0	0.0	0/0	0.0	0	0	0	0	0	1	0	2	0	+5	0
*17	EKATERINA SOLODKOVA	30:40	1/5	20.0	1/5	20.0	0/0	0.0	1/2	50.0	3	1	4	0	7	0	2	0	1	-13	3
18	OLEZIA SOSNIKOVA	DNP																			
19	MILA KOBLANOVA	DNP																			
22	DINA SABANEEVA	34:47	3/7	42.9	3/6	50.0	0/1	0.0	6/14	42.9	4	7	11	2	2	4	0	3	11	+12	12
*23	SVETLANA OGURTSOVA	32:35	3/12	25.0	3/8	37.5	0/4	0.0	3/8	37.5	2	2	4	0	4	3	0	4	4	+2	9
*28	VIKTORIIA LARINA	36:05	1/10	10.0	1/10	10.0	0/0	0.0	3/4	75.0	2	2	4	1	3	4	0	2	2	-7	5
*30	MARIIA BLOKHINA	31:23	4/12	33.3	4/10	40.0	0/2	0.0	0/0	0.0	0	3	3	2	7	5	0	5	1	-2	8
Team/Coach											5	5	10		0						
Totals			18/75	24,0	16/64	25,0	2/11	18,2	23/40	57,5	22	28	50	6	29	23	2	23	26		61

Scoring by 5 minutes intervals

	Q1		Q2		Q3		Q4	
LTU	5	15	23	25	32	39	49	59
RUS	8	11	20	28	29	41	46	59

	LTU	RUS
Points from turnovers	14	22
Points in the paint	40	30
Second chance points	10	14
Fast break points	18	10
Bench points	12	12

	LTU	RUS
Biggest lead	6	3
Biggest scoring run	7-0 (32-26)	7-0 (32-33)
Lead changes	12	
Times tied	12	
Time Leading	31:18	10:35

Legend:

Min	Minutes played	M/A	Made/attempts	Reb	Rebounds	AS	Assists	TO	Turnovers
*	Starters	%	Shooting percentage	RD	Defensive rebounds	PF	Personal fouls	ST	Steals
DNP	Did not play	FT	Free throws	RO	Offensive rebounds	C	Committed fouls	BS	Blocked shots
FG	Field goals	PTS	Points scored	Tot	Total rebounds	D	Drawn fouls	+/-	Net points while on court