



# RESULTS



## Men - Singles - Results



Pos.	Name	COUNTRY	Game 1	Game 2	Game 3	Game 4	Game 5	Game 6	Total	Average
1	BASAK Onder	TUR	215	248	249	267	196	227	1402	233,67
2	LINDEMANN Kevin	GER	222	235	212	207	267	214	1357	226,17
3	KHOMUDYAROV Maxim	RUS	256	218	195	220	225	225	1339	223,17
4	MAIIER Rostyslav	UKR	173	212	236	225	201	289	1336	222,67
5	VETTER Holger	GER	184	233	248	235	180	248	1328	221,33
6	BOCQUET Pierre	DEN	214	195	236	242	226	215	1328	221,33
7	WILDENHAYN Simon	GER	204	221	219	259	170	223	1296	216,00
8	LAGUNOVS Vladimirs	LAT	225	233	160	173	246	245	1282	213,67
9	IALOVEGA Vladyslav	UKR	226	224	218	174	223	214	1279	213,17
10	PONIROS Konstantinos	GRE	246	223	189	211	212	183	1264	210,67
11	SAVCHENKO Aleksei	RUS	193	200	224	178	206	258	1259	209,83
12	STRITZKI Thomas	AUT	202	170	267	204	193	206	1242	207,00
13	FLINK Fredric Tesface	SWE	231	208	200	236	172	194	1241	206,83
14	FORSYTH Matthew	GBR	208	236	191	201	202	202	1240	206,67
15	NIISSON J. Ulf	SWE	245	187	202	174	247	185	1240	206,67
16	BERGMEISTER Siegfried	AUT	154	169	233	236	214	232	1238	206,33
17	BARTHOLOME Thomas	BEL	235	162	199	195	247	198	1236	206,00
18	ZAREK Tomasz	POL	224	192	228	162	196	232	1234	205,67
19	MONTEROSSO Paolo	ITA	148	157	181	235	245	265	1231	205,17
20	DUDA Daniel	GER	183	210	167	230	247	188	1225	204,17
21	LOPPINEN Markku	FIN	196	226	196	200	213	193	1224	204,00
22	DANYLIUK Vadym	UKR	196	214	189	216	256	150	1221	203,50
23	GRIGOREV Vladimir	RUS	194	196	231	247	167	180	1215	202,50
24	BOULLE Didier	FRA	254	216	178	213	173	180	1214	202,33
25	ASMIOGLU Ilhan	TUR	218	209	188	222	184	192	1213	202,17
26	GUMBRYNS Kestutis	LTU	193	258	216	214	180	151	1212	202,00

Pos.	Name	COUNTRY	Game 1	Game 2	Game 3	Game 4	Game 5	Game 6	Total	Average
27	SZYNCZAK Pawel	POL	161	216	233	177	211	211	1209	201,50
28	LOIZOU Nikos	CYP	215	163	215	218	204	193	1208	201,33
29	ZAFEIROPOULOS Dimitrio	GRE	168	188	224	168	251	207	1206	201,00
30	TAGLIATA Vincenzo	ITA	180	188	215	186	217	218	1204	200,67
31	PELICAN Charles	FRA	175	234	180	190	245	178	1202	200,33
32	ILIAKIS Ioannis	GRE	194	203	224	183	158	238	1200	200,00
33	JORGENSEN Peter Frank	DEN	244	173	236	206	164	177	1200	200,00
34	BARTHOLOME Christophe	BEL	183	179	191	197	219	229	1198	199,67
35	TRONCHI Nadir	ITA	189	224	226	215	174	170	1198	199,67
36	NISES Daniel	SWE	205	158	257	210	183	182	1195	199,17
37	STEPIN Aleksei	RUS	202	190	183	194	206	217	1192	198,67
38	ZEMAN JAN	CZE	246	180	201	180	159	225	1191	198,50
39	PETORIUS Bartosz	POL	157	214	214	225	183	197	1190	198,33
40	SHCHERBAKOV Dmytro	UKR	165	182	182	209	246	198	1182	197,00
41	DRAPSA Szczepan	SWE	191	211	191	171	212	200	1176	196,00
42	VOHRYZKA Jaromir	CZE	188	166	130	202	232	257	1175	195,83
43	DROZHBIN Aleksei	RUS	153	258	215	184	177	184	1171	195,17
44	VAGNER Steen	DEN	226	177	181	195	180	211	1170	195,00
45	AKOPYAN Arsen	RUS	164	157	254	215	186	194	1170	195,00
46	KATSAGNIS Konstantino	GRE	207	172	199	213	180	196	1167	194,50
47	ARTH Oliver	AUT	162	200	165	200	212	220	1159	193,17
48	SACCHI Davide	ITA	168	183	212	213	193	190	1159	193,17
49	GNYSKA Piotr	POL	201	169	164	279	170	175	1158	193,00
50	BARTOUT Ludovic	FRA	190	157	192	216	217	182	1154	192,33
51	DIDORENKO Nazar	UKR	178	178	215	247	172	160	1150	191,67
52	KLOTZ Sebastian	GER	219	224	126	187	181	211	1148	191,33
53	BOYSEN Rolf Johan	NOR	172	249	163	220	175	169	1148	191,33
54	LAY Ray	GBR	191	166	217	197	182	187	1140	190,00
55	CHRISTOU Christakis	CYP	222	188	188	173	185	183	1139	189,83
56	PARISI Giuseppe	ITA	172	213	197	212	165	178	1137	189,50

Pos.	Name	COUNTRY	Game 1	Game 2	Game 3	Game 4	Game 5	Game 6	Total	Average
57	SCHELLENBERG Reto	SUI	182	190	223	202	158	180	1135	189,17
58	DRAHOS Thomas	CZE	157	170	169	218	213	207	1134	189,00
59	TSOLKANAKIS Christos	GRE	205	182	227	185	171	161	1131	188,50
60	EKSTRÖM Alf	FIN	179	176	170	226	224	155	1130	188,33
61	SIMONS Paul	BEL	136	219	131	236	180	226	1128	188,00
62	SZCZNESNY Grzegorz	POL	193	179	173	186	204	179	1114	185,67
63	MAROUS Martin	CZE	160	178	173	224	198	178	1111	185,17
64	PUSKADIJA Josip	CRO	219	148	234	204	171	135	1111	185,17
65	PRIEMS Gerard	NED	179	156	181	204	180	206	1106	184,33
66	SCHWARZ Andreas	GER	200	161	175	181	189	196	1102	183,67
67	GABRANS Girts	LAT	173	195	198	171	196	167	1100	183,33
68	HJALMARSSON Pierre	SWE	154	195	214	166	194	173	1096	182,67
69	VAITEKUNAS Romanas	LTU	208	186	163	187	170	181	1095	182,50
70	DIVOL Frederic	FRA	157	160	213	199	160	199	1088	181,33
71	RYSGAARD Carsten	DEN	165	166	175	210	184	184	1084	180,67
72	van VLIET Robin	NED	158	222	182	177	146	197	1082	180,33
73	PAPADOPOULOS Ioannis	CYP	193	157	170	171	197	194	1082	180,33
74	BONCASA F. Julian	ESP	145	158	193	202	189	194	1081	180,17
75	KOIVULA Markku	FIN	200	200	172	162	161	184	1079	179,83
76	DUKURS Maria	LAT	149	170	152	234	150	223	1078	179,67
77	GIACUBBO DOMENICO	ITA	164	226	173	152	180	180	1075	179,17
78	LEDERMANN Thomas	SUI	179	175	184	194	170	173	1075	179,17
79	KOLARIC Igor	CRO	146	187	177	217	169	175	1071	178,50
80	LAUMETS Jaan	GBR	203	217	201	125	172	151	1069	178,17
81	ANDREIKENAS Andrius	LTU	191	199	135	188	184	170	1067	177,83
82	van NIFTERIK Andre	NED	177	147	174	194	172	201	1065	177,50
83	STOCKREITER Gerhard	AUT	182	181	159	159	172	201	1054	175,67
84	GUIBOUX Mikael	FRA	164	184	177	188	151	180	1044	174,00
85	KARINDI Fredi	EST	228	158	153	174	175	153	1041	173,50
86	LAKOVIDIS Panikos	CYP	202	166	186	161	176	147	1038	173,00

Pos.	Name	COUNTRY	Game 1	Game 2	Game 3	Game 4	Game 5	Game 6	Total	Average
87	KOLARIC Dimitrije	CRO	164	171	158	166	155	221	1035	172,50
88	NALIVAIKO Janis	LAT	236	191	137	142	171	156	1033	172,17
89	TRUBIN Sergiy	UKR	178	180	197	138	193	141	1027	171,17
90	POLDSAMM Pritt	EST	133	177	151	200	199	166	1026	171,00
91	DUIVENVOORDEN Joost	NED	152	177	196	214	150	137	1026	171,00
92	BEISONS Guntars	LAT	173	160	169	178	174	155	1009	168,17
93	OJAMETS Teet	EST	127	181	177	171	170	177	1003	167,17
94	TASKIN Adem	TUR	180	166	136	215	125	178	1000	166,67
95	DUSCHET Günther	AUT	146	142	181	144	195	189	997	166,17
96	JUNGMAN Jiri	CZE	158	123	151	150	179	226	987	164,50
97	DIVOL Alexis	FRA	191	183	186	133	127	167	987	164,50
98	ANDREIKENAS Dovydas	LTU	180	188	147	160	145	166	986	164,33
99	JÖGI Erki	EST	135	170	170	190	164	156	985	164,17
100	EGRI Tiborc	HUN	169	167	163	154	183	142	978	163,00
101	PICK Tomasz	POL	167	184	153	136	206	132	978	163,00
102	POPELE Robert	HUN	162	174	141	196	134	170	977	162,83
103	JENSEN Flemming	DEN	167	158	162	172	178	139	976	162,67
104	TARLAS Sotirios	GRE	155	137	156	182	173	167	970	161,67
105	METHODIOU Methodios	CYP	155	155	190	142	173	143	958	159,67
106	RIJPERT Hennie	NED	143	170	159	174	140	171	957	159,50
107	PONT Paul	NED	180	156	156	140	167	149	948	158,00
108	BOCKING Philip	GBR	147	176	134	120	189	171	937	156,17
109	WASE Albin	SWE	160	148	144	116	182	168	918	153,00
110	HOLBERG Sander	EST	144	161	154	147	156	146	908	151,33
111	RODRIGUEZ H. Felix	ESP	154	154	144	157	136	149	894	149,00
112	GILBERTS Ainars	LAT	150	153	152	147	145	145	892	148,67
113	EINARSSON Joel Eidur	ICL	151	145	126	130	147	183	882	147,00
114	LOPEZ S. Angel L.	ESP	150	126	148	159	139	156	878	146,33
115	BEZENCON Oliver	SUI	107	157	151	123	153	176	867	144,50
116	BODVARSSON Bodvar Mar	ICL	113	178	165	133	119	139	847	141,17
117	SZABO Miklos	HUN	167	123	153	138	124	115	820	136,67




### MEN SINGLES - SEMIFINAL

PLAYERS-NO	COUNTRY	NAME	GAME 1
1242	TUR	BASAK Onder	288
1254	UKR	MAIER Rostyslav	158

PLAYERS-NO	COUNTRY	NAME	GAME 1
1103	GER	LINDEMANN Kevin	216
1204	RUS	KHOMUDYAROV Maxim	179

### MEN SINGLES - FINAL

PLAYERS-NO	COUNTRY	NAME	GAME 1
1242	TUR	BASAK Onder	217
1103	GER	LINDEMANN Kevin	225

MEDALS	NAME	COUNTRY
GOLD	LINDEMANN Kevin	GER - Germany 
SILVER	BASAK Onder	TUR - Turkey 
BRONZE	KHOMUDYAROV, Maxim	RUS - Russia 
BRONZE	MAIER, Rostyslav	UKR - Ukraine 





## Women - Singles - Results



Pos.	Name	COUNTRY	Game 1	Game 2	Game 3	Game 4	Game 5	Game 6	Total	Average
1	LOTINA Olga	RUS	223	205	268	223	225	189	1333	222,17
2	KOVALCHUK Kateryna	UKR	209	200	205	218	200	205	1237	206,17
3	KROABLINOVA Nadezda	RUS	186	199	168	203	202	206	1164	194,00
4	VELYCHKO Daryna	UKR	213	159	214	157	207	192	1142	190,33
5	SCELLIER Aurelie	FRA	159	228	180	126	189	248	1130	188,33
6	BUEHLER Brigitte	SUI	175	179	196	185	191	204	1130	188,33
7	PARTIS Dina	RUS	223	214	159	205	157	171	1129	188,17
8	KLOFACOVA Katerina	CZE	171	171	177	181	207	220	1127	187,83
9	MAKAROVA Daria	RUS	189	184	176	182	162	224	1117	186,17
10	BERTI Themis	GRE	181	191	181	218	144	199	1114	185,67
11	DIACHENKO Alla	UKR	194	167	164	179	231	175	1110	185,00
12	BOLTOVNINA OLENA	UKR	174	199	166	201	160	192	1092	182,00
13	IOANNIDI Christina	GRE	183	209	155	181	181	177	1086	181,00
14	HERBST Madita	GER	178	167	177	205	204	152	1083	180,50
15	MAGNUSDOTTIR Ragna Gudrun	ICL	203	170	179	166	170	189	1077	179,50
16	SHUBYREVA Mariia	RUS	158	164	160	173	177	237	1069	178,17
17	RANTALA Sari	FIN	148	187	184	194	183	173	1069	178,17
18	MACHOUD Rani	SUI	166	183	164	206	167	175	1061	176,83
19	PALACZ Aleksandra	POL	150	160	204	192	152	189	1047	174,50
20	MILO Marta	POL	220	157	135	126	191	217	1046	174,33
21	MALEROVA Pavlina	CZE	170	212	165	171	166	162	1046	174,33
22	DAHLBERG Ann-Charlotte	SWE	170	193	168	175	149	189	1044	174,00
23	SHAKHBAZIAN Nadezhda	RUS	159	168	193	205	178	140	1043	173,83
24	KANTOLA Arja	FIN	166	174	202	188	154	157	1041	173,50
25	MAIALE Anna	ITA	179	179	154	168	167	183	1030	171,67
26	DABKOWSKA EWA	POL	171	179	165	165	167	183	1030	171,67



Pos.	Name	COUNTRY	Game 1	Game 2	Game 3	Game 4	Game 5	Game 6	Total	Average
27	FODERA Bendetta	ITA	158	172	193	175	180	150	1028	171,33
28	TRUBINA Liudmyla	UKR	194	144	154	202	170	160	1024	170,67
29	TIRELLI Maria	ITA	167	162	174	168	154	193	1018	169,67
30	TORRISI Giuseppa	ITA	153	159	175	165	153	209	1014	169,00
31	SHADABI Mairi	SWE	124	179	172	189	158	182	1004	167,33
32	VALDMANE Anita	LAT	155	168	147	167	191	175	1003	167,17
33	OLADOTTIR Anna Kristin	ICL	171	180	144	194	141	170	1000	166,67
34	RITTER Marina	GER	168	158	182	140	169	179	996	166,00
35	LORENTZEN Ine	NOR	158	152	176	169	155	184	994	165,67
36	LINTULA Satu	FIN	168	182	166	138	169	167	990	165,00
37	NILSEN Trude	NOR	190	158	148	165	160	168	989	164,83
38	ULFSPARRE Eva	SWE	169	135	168	201	128	183	984	164,00
39	KOCHANIEC Ewelina	POL	125	168	190	172	161	167	983	163,83
40	ERIKSSON Mari	SWE	190	136	143	159	172	179	979	163,17
41	KARLSSON Annelie	SWE	165	131	168	187	162	159	972	162,00
42	MITSIKA Evangelia	GRE	163	169	140	196	148	155	971	161,83
43	ZHUKOVA Anzhelika	UKR	153	176	148	173	128	192	970	161,67
44	FERMANI Evgenia	GRE	144	154	189	148	137	189	961	160,17
45	TAVAGLIONE-R. Vanessa	SUI	191	165	162	130	162	151	961	160,17
46	KIEBOOM Annette	NED	154	181	132	159	137	190	953	158,83
47	TSIONAKA Garyfalia	GRE	129	167	131	171	158	193	949	158,17
48	MOITY-LILLUKKA Liisa	NED	142	143	185	139	165	172	946	157,67
49	ZALEWSKA Marta	POL	126	155	179	159	176	149	944	157,33
50	YORULMAZ Semra	GER	126	171	148	123	161	192	921	153,50
51	ZOOMER Anja	NED	135	146	178	165	123	174	921	153,50
52	GOMES Ana Rita	ICL	165	135	142	173	159	144	918	153,00
53	KARAPASIA Chrysi	GRE	165	139	180	164	138	129	915	152,50
54	VOHRYZKOVA Dasa	CZE	132	155	151	180	119	176	913	152,17
55	DUIVENVOORDEN Ria	NED	135	137	150	140	157	193	912	152,00
56	LUIK Sirie	EST	165	148	142	124	164	169	912	152,00

Pos.	Name	COUNTRY	Game 1	Game 2	Game 3	Game 4	Game 5	Game 6	Total	Average
57	KORKMAZ Feride	TUR	156	160	136	134	145	158	889	148,17
58	GONZALEZ A. Rosa	ESP	153	155	141	168	126	146	889	148,17
59	KOZLOWSKA Magdalena	POL	102	193	163	162	139	125	884	147,33
60	JERNEJ Claudia	ITA	145	169	178	104	158	126	880	146,67
61	CAMPO Eliana	ITA	145	211	116	142	119	142	875	145,83
62	ROSSINI Laetitia	SUI	157	139	116	143	158	140	853	142,17
63	GULEN Zehra A.	TUR	107	171	156	128	123	150	835	139,17
64	OZOLA Ilona	LAT	138	133	140	122	132	164	829	138,17
65	CALIFF-NILSSON Liliann	SWE	145	117	116	178	130	122	808	134,67
66	REIDER Ilona	HUN	130	139	149	121	133	121	793	132,17
67	TAMYUREK Elvan	TUR	130	139	154	109	127	116	775	129,17
68	KOVACS Eva	HUN	107	116	111	104	120	115	673	112,17





### WOMEN SINGLES - SEMIFINAL

PLAYERS-NO	COUNTRY	NAME	GAME 1
2202	RUS	LOTINA Olga	224
2255	UKR	VELYCHKO Daryna	164

PLAYERS-NO	COUNTRY	NAME	GAME 1
2253	UKR	KOVALCHUK Kateryna	201
2201	RUS	KORABLINOVA Nadezda	190

### WOMEN SINGLES - FINAL

PLAYERS-NO	COUNTRY	NAME	GAME 1
2202	RUS	LOTINA Olga	184
2253	UKR	KOVALCHUK Kateryna	164

MEDALS	NAME	COUNTRY
GOLD	LOTINA Olga	RUS - Russia 
SILVER	KOVALCHUK Kateryna	UKR - Ukraine 
BRONZE	KORABLINOVA Nadezda	RUS - Russia 
BRONZE	VELYCHKO Daryna	UKR - Ukraine 



## Men - Doubles - Results



Pos.	Name	Game 1	Game 2	Game 3	Game 4	Game 5	Game 6	Total	Average
<b>1.</b>	<b>UKRAINE</b>								
	DANYLIUK Vadym	254	236	219	197	203	225	1334	222,33
	IALOVEGA Vladyslav	246	245	200	223	192	209	1315	219,17
		<b>500</b>	<b>481</b>	<b>419</b>	<b>420</b>	<b>395</b>	<b>434</b>	<b>2649</b>	<b>220,75</b>
<b>2.</b>	<b>TURKEY</b>								
	BASAK Onder	248	201	201	227	224	248	1349	224,83
	ASIMOGLU Ilhan	200	190	254	233	194	215	1286	214,33
		<b>448</b>	<b>391</b>	<b>455</b>	<b>460</b>	<b>418</b>	<b>463</b>	<b>2635</b>	<b>219,58</b>
<b>3.</b>	<b>FRANCE</b>								
	BOULLE Didier	174	240	183	254	218	190	1259	209,83
	BARTOUT Ludovic	235	195	196	226	233	278	1363	227,17
		<b>409</b>	<b>435</b>	<b>379</b>	<b>480</b>	<b>451</b>	<b>468</b>	<b>2622</b>	<b>218,50</b>
<b>4.</b>	<b>GERMANY</b>								
	DUDA Daniel	202	198	247	212	236	236	1331	221,83
	VETTER Holger	256	193	202	214	203	215	1283	213,83
		<b>458</b>	<b>391</b>	<b>449</b>	<b>426</b>	<b>439</b>	<b>451</b>	<b>2614</b>	<b>217,83</b>
<b>5.</b>	<b>ITALY</b>								
	SACCHI Davide	297	190	266	216	245	234	1448	241,33
	TRONCHI Nadir	143	235	188	205	189	199	1159	193,17
		<b>440</b>	<b>425</b>	<b>454</b>	<b>421</b>	<b>434</b>	<b>433</b>	<b>2607</b>	<b>217,25</b>
<b>6.</b>	<b>GREAT BRITAIN</b>								
	FORSYTH Matthew	244	246	184	248	216	193	1331	221,83
	LAY Ray	237	182	234	185	206	221	1265	210,83
		<b>481</b>	<b>428</b>	<b>418</b>	<b>433</b>	<b>422</b>	<b>414</b>	<b>2596</b>	<b>216,33</b>
<b>7.</b>	<b>GERMANY</b>								
	LINDEMANN Kevin	190	221	202	199	187	191	1190	198,33
	WILDENHAYN Simon	186	238	245	254	195	252	1370	228,33
		<b>376</b>	<b>459</b>	<b>447</b>	<b>453</b>	<b>382</b>	<b>443</b>	<b>2560</b>	<b>213,33</b>

Pos.	Name	Game 1	Game 2	Game 3	Game 4	Game 5	Game 6	Total	Average
<b>8.</b>	<b>RUSSIA</b>								
	DROZHBIN Aleksei	237	217	198	223	178	194	1247	207,83
	GRIGOREV Vladimir	206	200	246	256	212	184	1304	217,33
		<b>443</b>	<b>417</b>	<b>444</b>	<b>479</b>	<b>390</b>	<b>378</b>	<b>2551</b>	<b>212,58</b>
<b>9.</b>	<b>RUSSIA</b>								
	KHOUMUDYAROV Maxim	227	223	214	225	216	202	1307	217,83
	SAVCHENKO Aleksei	214	203	200	179	150	226	1172	195,33
		<b>441</b>	<b>426</b>	<b>414</b>	<b>404</b>	<b>366</b>	<b>428</b>	<b>2479</b>	<b>206,58</b>
<b>10.</b>	<b>POLAND</b>								
	SZYMCZAK Pawel	211	244	229	205	211	200	1300	216,67
	ZAREK Tomasz	219	225	188	206	166	152	1156	192,67
		<b>430</b>	<b>469</b>	<b>417</b>	<b>411</b>	<b>377</b>	<b>352</b>	<b>2456</b>	<b>204,67</b>
<b>11.</b>	<b>CYPRUS</b>								
	LOIZOU Nikos	219	235	184	219	247	174	1278	213,00
	IAKOVIDIS Panikos	223	162	188	168	213	223	1177	196,17
		<b>442</b>	<b>397</b>	<b>372</b>	<b>387</b>	<b>460</b>	<b>397</b>	<b>2455</b>	<b>204,58</b>
<b>12.</b>	<b>SWITZERLAND</b>								
	LEDERMANN Thomas	181	224	158	202	209	242	1216	202,67
	SHELLENBERG Reto	200	183	196	252	182	213	1226	204,33
		<b>381</b>	<b>407</b>	<b>354</b>	<b>454</b>	<b>391</b>	<b>455</b>	<b>2442</b>	<b>203,50</b>
<b>13.</b>	<b>SWEDEN</b>								
	NILSSON J. Ulf	215	211	199	205	222	215	1267	211,17
	NISES Daniel	161	235	173	224	182	178	1153	192,17
		<b>376</b>	<b>446</b>	<b>372</b>	<b>429</b>	<b>404</b>	<b>393</b>	<b>2420</b>	<b>201,67</b>
<b>14.</b>	<b>RUSSIA</b>								
	AKOPYAN Arsen	191	174	215	187	201	202	1170	195,00
	STEPIN Aleksei	217	209	180	195	186	236	1223	203,83
		<b>408</b>	<b>383</b>	<b>395</b>	<b>382</b>	<b>387</b>	<b>438</b>	<b>2393</b>	<b>199,42</b>
<b>15.</b>	<b>SWEDEN</b>								
	HJALMARSSON Pierre	202	222	183	209	191	188	1195	199,17
	FLINK Frederic	204	185	204	224	188	189	1194	199,00
		<b>406</b>	<b>407</b>	<b>387</b>	<b>433</b>	<b>379</b>	<b>377</b>	<b>2389</b>	<b>199,08</b>

Pos.	Name	Game 1	Game 2	Game 3	Game 4	Game 5	Game 6	Total	Average
<b>16.</b>	<b>DENMARK</b>								
	VAGNER Steen	190	208	202	168	179	161	1108	184,67
	BOCQUET Pierre	192	224	216	195	183	259	1269	211,50
		<b>382</b>	<b>432</b>	<b>418</b>	<b>363</b>	<b>362</b>	<b>420</b>	<b>2377</b>	198,08
<b>17.</b>	<b>LATVIA</b>								
	GABRANS Girts	151	231	214	270	158	185	1209	201,50
	LAGUNOVS Vladimirs	206	166	235	204	187	170	1168	194,67
		<b>357</b>	<b>397</b>	<b>449</b>	<b>474</b>	<b>345</b>	<b>355</b>	<b>2377</b>	198,08
<b>18.</b>	<b>BELGIUM</b>								
	BARTHOLOME Christophe	220	227	161	221	233	174	1236	206,00
	BARTHOLOME Thomas	224	189	137	194	183	211	1138	189,67
		<b>444</b>	<b>416</b>	<b>298</b>	<b>415</b>	<b>416</b>	<b>385</b>	<b>2374</b>	197,83
<b>19.</b>	<b>GREECE</b>								
	ILIAKIS Ioannis	169	225	173	178	237	209	1191	198,50
	ZAFEIROPOULOS Dimitrios	184	233	213	189	185	173	1177	196,17
		<b>353</b>	<b>458</b>	<b>386</b>	<b>367</b>	<b>422</b>	<b>382</b>	<b>2368</b>	197,33
<b>20.</b>	<b>DENMARK</b>								
	JORGENSEN Peter Frank	180	226	169	184	256	199	1214	202,33
	RYSGAARD Carsten	152	216	166	197	211	202	1144	190,67
		<b>332</b>	<b>442</b>	<b>335</b>	<b>381</b>	<b>467</b>	<b>401</b>	<b>2358</b>	196,50
<b>21.</b>	<b>ITALY</b>								
	PARISI Giuseppe	222	220	135	175	267	223	1242	207,00
	GIACUBBO Domenico	206	205	141	195	192	176	1115	185,83
		<b>428</b>	<b>425</b>	<b>276</b>	<b>370</b>	<b>459</b>	<b>399</b>	<b>2357</b>	196,42
<b>22.</b>	<b>ITALY</b>								
	TAGLIATA Vincenzo	205	159	176	188	153	212	1093	182,17
	MONTEROSSO Paolo	230	197	237	179	221	194	1258	209,67
		<b>435</b>	<b>356</b>	<b>413</b>	<b>367</b>	<b>374</b>	<b>406</b>	<b>2351</b>	195,92
<b>23.</b>	<b>GREECE</b>								
	KATSAGANIS Konstantinos	193	196	210	168	198	197	1162	193,67
	PONIROS Konstantinos	171	214	200	207	159	224	1175	195,83
		<b>364</b>	<b>410</b>	<b>410</b>	<b>375</b>	<b>357</b>	<b>421</b>	<b>2337</b>	194,75

Pos.	Name	Game 1	Game 2	Game 3	Game 4	Game 5	Game 6	Total	Average
<b>24.</b>	<b>CROATIA</b>								
	PUSKADIJA Josip	204	160	166	173	177	189	1069	178,17
	KOLARIC Igor	213	168	195	244	212	211	1243	207,17
		<b>417</b>	<b>328</b>	<b>361</b>	<b>417</b>	<b>389</b>	<b>400</b>	<b>2312</b>	<b>192,67</b>
<b>25.</b>	<b>LITHUANIA</b>								
	ANDREIKENAS Andrius	177	169	166	188	223	229	1152	192,00
	ANDREIKENAS Dovydas	177	210	212	201	157	180	1137	189,50
		<b>354</b>	<b>379</b>	<b>378</b>	<b>389</b>	<b>380</b>	<b>409</b>	<b>2289</b>	<b>190,75</b>
<b>26.</b>	<b>UKRAINE</b>								
	MAIHER Rostyslav	182	257	233	185	202	162	1221	203,50
	SHCHERBAKOV Dmytro	196	140	176	198	147	201	1058	176,33
		<b>378</b>	<b>397</b>	<b>409</b>	<b>383</b>	<b>349</b>	<b>363</b>	<b>2279</b>	<b>189,92</b>
<b>27.</b>	<b>GERMANY</b>								
	KLOTZ Sebastian	193	161	154	148	178	186	1020	170,00
	SCHWARZ Andreas	198	215	189	203	230	219	1254	209,00
		<b>391</b>	<b>376</b>	<b>343</b>	<b>351</b>	<b>408</b>	<b>405</b>	<b>2274</b>	<b>189,50</b>
<b>28.</b>	<b>LITHUANIA</b>								
	VAITEKUNAS Romanas	196	192	175	216	160	189	1128	188,00
	GUMBRYNS Kestutis	176	212	232	213	137	170	1140	190,00
		<b>372</b>	<b>404</b>	<b>407</b>	<b>429</b>	<b>297</b>	<b>359</b>	<b>2268</b>	<b>189,00</b>
<b>29.</b>	<b>FRANCE</b>								
	DIVOL Alexis	194	165	182	224	187	245	1197	199,50
	GUIBOUX Mikael	175	134	148	199	215	183	1054	175,67
		<b>369</b>	<b>299</b>	<b>330</b>	<b>423</b>	<b>402</b>	<b>428</b>	<b>2251</b>	<b>187,58</b>
<b>30.</b>	<b>AUSTRIA</b>								
	ARTH Oliver	195	142	181	211	218	170	1117	186,17
	STOCKREITER Gerhard	179	179	176	202	197	201	1134	189,00
		<b>374</b>	<b>321</b>	<b>357</b>	<b>413</b>	<b>415</b>	<b>371</b>	<b>2251</b>	<b>187,58</b>
<b>31.</b>	<b>SWEDEN</b>								
	DRAPSA Szczepan	214	161	214	167	226	194	1176	196,00
	WASE Albin	157	245	192	169	182	123	1068	178,00
		<b>371</b>	<b>406</b>	<b>406</b>	<b>336</b>	<b>408</b>	<b>317</b>	<b>2244</b>	<b>187,00</b>

Pos.	Name	Game 1	Game 2	Game 3	Game 4	Game 5	Game 6	Total	Average
<b>32.</b>	<b>FINLAND</b>								
	LOPPINEN Markku	200	196	168	187	203	191	1145	190,83
	EKSTROM Alf	217	164	217	157	183	160	1098	183,00
		<b>417</b>	<b>360</b>	<b>385</b>	<b>344</b>	<b>386</b>	<b>351</b>	<b>2243</b>	<b>186,92</b>
<b>33.</b>	<b>CZECH REP</b>								
	VOHRYZKA Jaromir	235	182	167	180	194	190	1148	191,33
	ZEMAN Jan	181	219	159	157	162	195	1073	178,83
		<b>416</b>	<b>401</b>	<b>326</b>	<b>337</b>	<b>356</b>	<b>385</b>	<b>2221</b>	<b>185,08</b>
<b>34.</b>	<b>NETHERLANDS</b>								
	van Nifterik Andre	141	200	180	172	159	162	1014	169,00
	DUIVENVOORDEN Joost	162	216	199	211	188	216	1192	198,67
		<b>303</b>	<b>416</b>	<b>379</b>	<b>383</b>	<b>347</b>	<b>378</b>	<b>2206</b>	<b>183,83</b>
<b>35.</b>	<b>POLAND</b>								
	GNYSKA Piotr	162	203	159	137	224	186	1071	178,50
	PRETORIUS Bartosz	172	183	172	233	158	202	1120	186,67
		<b>334</b>	<b>386</b>	<b>331</b>	<b>370</b>	<b>382</b>	<b>388</b>	<b>2191</b>	<b>182,58</b>
<b>36.</b>	<b>LATVIA</b>								
	NALIVAIKO Janis	168	217	193	185	175	200	1138	189,67
	DUKURS Maris	169	124	185	199	163	211	1051	175,17
		<b>337</b>	<b>341</b>	<b>378</b>	<b>384</b>	<b>338</b>	<b>411</b>	<b>2189</b>	<b>182,42</b>
<b>37.</b>	<b>GREECE</b>								
	TSOLKANAKIS Christos	204	190	211	210	197	153	1165	194,17
	TARLAS Sotirios	164	201	146	173	169	165	1018	169,67
		<b>368</b>	<b>391</b>	<b>357</b>	<b>383</b>	<b>366</b>	<b>318</b>	<b>2183</b>	<b>181,92</b>
<b>38.</b>	<b>POLAND</b>								
	PICK Tomasz	179	175	146	212	135	196	1043	173,83
	SZCZESNY Grzegorz	199	208	173	176	188	186	1130	188,33
		<b>378</b>	<b>383</b>	<b>319</b>	<b>388</b>	<b>323</b>	<b>382</b>	<b>2173</b>	<b>181,08</b>
<b>39.</b>	<b>UKRAINE</b>								
	DIDORENKO Nazar	196	177	228	161	169	146	1077	179,50
	TRUBIN Sergiy	183	181	202	178	168	169	1081	180,17
		<b>379</b>	<b>358</b>	<b>430</b>	<b>339</b>	<b>337</b>	<b>315</b>	<b>2158</b>	<b>179,83</b>



Pos.	Name	Game 1	Game 2	Game 3	Game 4	Game 5	Game 6	Total	Average
<b>40.</b>	<b>SPAIN</b>								
	RODRIGUEZ H. Felix	155	144	208	139	183	183	1012	168,67
	BONCASA F. Julian.	182	194	193	185	213	168	1135	189,17
		<b>337</b>	<b>338</b>	<b>401</b>	<b>324</b>	<b>396</b>	<b>351</b>	<b>2147</b>	<b>178,92</b>
<b>41.</b>	<b>CZECH REP</b>								
	MAROUS Martin	157	152	147	217	171	140	984	164,00
	DRAHOS Thomas	209	252	144	177	180	177	1139	189,83
		<b>366</b>	<b>404</b>	<b>291</b>	<b>394</b>	<b>351</b>	<b>317</b>	<b>2123</b>	<b>176,92</b>
<b>42.</b>	<b>AUSTRIA</b>								
	STRITZKI Thomas	173	185	160	171	153	167	1009	168,17
	BERGMEISTER Siegfried	174	188	170	212	148	201	1093	182,17
		<b>347</b>	<b>373</b>	<b>330</b>	<b>383</b>	<b>301</b>	<b>368</b>	<b>2102</b>	<b>175,17</b>
<b>43.</b>	<b>NETHERLANDS</b>								
	PRIEMS Gerald	201	159	193	169	174	169	1065	177,50
	van VLIET Robin	192	182	159	186	142	154	1015	169,17
		<b>393</b>	<b>341</b>	<b>352</b>	<b>355</b>	<b>316</b>	<b>323</b>	<b>2080</b>	<b>173,33</b>
<b>44.</b>	<b>ESTONIA</b>								
	JÖGI Erki	180	148	168	163	164	164	987	164,50
	OJAMETS Teet	170	184	182	193	168	188	1085	180,83
		<b>350</b>	<b>332</b>	<b>350</b>	<b>356</b>	<b>332</b>	<b>352</b>	<b>2072</b>	<b>172,67</b>
<b>45.</b>	<b>FRANCE</b>								
	PELICAN Charles	147	144	160	154	166	164	935	155,83
	DIVOL Frederic	171	198	156	174	197	215	1111	185,17
		<b>318</b>	<b>342</b>	<b>316</b>	<b>328</b>	<b>363</b>	<b>379</b>	<b>2046</b>	<b>170,50</b>
<b>46.</b>	<b>NETHERLANDS</b>								
	RIJPERT Hennie	152	208	153	191	136	146	986	164,33
	PONT Paul	160	135	147	155	169	190	956	159,33
		<b>312</b>	<b>343</b>	<b>300</b>	<b>346</b>	<b>305</b>	<b>336</b>	<b>1942</b>	<b>161,83</b>
<b>47.</b>	<b>GREAT BRITAIN</b>								
	BOCKING Philip	158	173	204	164	175	146	1020	170,00
	LAUMETS Jaan	157	161	169	163	146	120	916	152,67
		<b>315</b>	<b>334</b>	<b>373</b>	<b>327</b>	<b>321</b>	<b>266</b>	<b>1936</b>	<b>161,33</b>

Pos.	Name	Game 1	Game 2	Game 3	Game 4	Game 5	Game 6	Total	Average
<b>48.</b>	<b>ESTONIA</b>								
	POLDSAMM Priit	141	157	158	172	190	161	979	163,17
	KARINDI Fredi	137	160	145	171	159	154	926	154,33
		<b>278</b>	<b>317</b>	<b>303</b>	<b>343</b>	<b>349</b>	<b>315</b>	<b>1905</b>	158,75
<b>49.</b>	<b>CYPRUS</b>								
	CHRISTOU Christakis	139	153	193	180	158	158	981	163,50
	PAPADOPOULOS Ioannis	134	166	117	157	157	184	915	152,50
		<b>273</b>	<b>319</b>	<b>310</b>	<b>337</b>	<b>315</b>	<b>342</b>	<b>1896</b>	158,00
<b>50.</b>	<b>HUNGARY</b>								
	EGRI Tiborc	156	157	161	162	157	168	961	160,17
	POPELE Robert	125	159	150	166	151	133	884	147,33
		<b>281</b>	<b>316</b>	<b>311</b>	<b>328</b>	<b>308</b>	<b>301</b>	<b>1845</b>	153,75
<b>51.</b>	<b>LATVIA</b>								
	GILBERTS Ainars	144	128	150	165	145	143	875	145,83
	BEISONS Guntars	130	180	178	152	167	149	956	159,33
		<b>274</b>	<b>308</b>	<b>328</b>	<b>317</b>	<b>312</b>	<b>292</b>	<b>1831</b>	152,58
<b>52.</b>	<b>ICELAND</b>								
	BODVARSSON Bodvar Mar	105	190	138	111	110	155	809	134,83
	EINARSSON Joel Eidur	148	150	113	169	154	141	875	145,83
		<b>253</b>	<b>340</b>	<b>251</b>	<b>280</b>	<b>264</b>	<b>296</b>	<b>1684</b>	140,33
BEL	SIMONS Paul	204	171	225	203	180	224	1207	201,17
FIN	KOIVULA Markku	208	197	180	211	199	171	1166	194,33
CZE	JUNGMANN Jiri	212	202	222	137	142	222	1137	189,50
TUR	TASKIN Adem	212	199	181	165	153	211	1121	186,83
DEN	JENSEN Flemming	157	189	172	181	159	193	1051	175,17
AUT	DUSCHET Günther	192	167	154	175	188	173	1049	174,83
NOR	BOYSEN Rolf Johan	168	160	164	203	167	182	1044	174,00
EST	HOLBERG Sander	146	146	181	178	183	163	997	166,17
CRO	KOLARIC Dimitrije	154	171	166	136	159	187	973	162,17
CYP	METHODIOU Methodios	155	144	125	151	146	135	856	142,67
ESP	LOPEZ S. Angel L.	145	132	130	141	152	141	841	140,17
HUN	SZABO Miklos	135	130	131	144	120	113	773	128,83



## MEN - DOUBLES - SEMIFINAL







PLAYERS-NO	COUNTRY	NAME	GAME 1
1251	UKRAINE	DANYLIUK Vadym	245
1253		IALOVEGA Vladyslav	264
			<b>509</b>
1101	GERMANY	DUDA Daniel	255
1105		VETTER Holger	235
			<b>490</b>

PLAYERS-NO	COUNTRY	NAME	GAME 1
1242	TURKEY	BASAK Onder	214
1241		ASIMOGLU Ilhan	152
			<b>366</b>
1095	FRANCE	BOULLE Didier	181
1091		BARTOUT Ludovic	234
			<b>415</b>

## MEN - DOUBLES - FINAL

PLAYERS-NO	COUNTRY	NAME	GAME 1
1251	UKRAINE	DANYLIUK Vadym	231
1253		IALOVEGA Vladyslav	265
			<b>496</b>
1095	FRANCE	BOULLE Didier	191
1091		BARTOUT Ludovic	222
			<b>413</b>

MEDALS	NAME	COUNTRY
GOLD	DANYLIUK Vadym IALOVEGA Vladyslav	UKRAINE 
SILVER	BOULLE Didier BARTOUT Ludovic	FRANCE 
BRONZE	BASAK Onder ASIMOGLU Ilhan	TURKEY 
BRONZE	DUDA Daniel VETTER Holger	GERMANY 



## Women - Doubles - Results



Pos.	Name	Game 1	Game 2	Game 3	Game 4	Game 5	Game 6	Total	Average
<b>1.</b>	<b>UKRAINE</b>								
	BOLTOVNINA Olena	179	138	190	239	193	161	1100	183,33
	KOVALCHUK Kateryna	213	204	223	194	280	220	1334	222,33
		<b>392</b>	<b>342</b>	<b>413</b>	<b>433</b>	<b>473</b>	<b>381</b>	<b>2434</b>	<b>202,83</b>
<b>2.</b>	<b>RUSSIA</b>								
	PARITS Dina	145	165	191	182	214	237	1134	189,00
	MAKAROVA Daria	177	203	153	212	207	220	1172	195,33
		<b>322</b>	<b>368</b>	<b>344</b>	<b>394</b>	<b>421</b>	<b>457</b>	<b>2306</b>	<b>192,17</b>
<b>3.</b>	<b>RUSSIA</b>								
	KORABLINOVA Nadezda	246	172	196	177	180	160	1131	188,50
	LOTINA Olga	201	151	204	191	173	225	1145	190,83
		<b>447</b>	<b>323</b>	<b>400</b>	<b>368</b>	<b>353</b>	<b>385</b>	<b>2276</b>	<b>189,67</b>
<b>4.</b>	<b>UKRAINE</b>								
	VELYCHKO Daryna	190	189	182	199	179	183	1122	187,00
	DIACHENKO Alla	152	192	160	218	185	214	1121	186,83
		<b>342</b>	<b>381</b>	<b>342</b>	<b>417</b>	<b>364</b>	<b>397</b>	<b>2243</b>	<b>186,92</b>
<b>5.</b>	<b>GREECE</b>								
	BERTI Themis	160	200	198	204	158	195	1115	185,83
	IOANNIDI Christina	144	201	171	184	190	195	1085	180,83
		<b>304</b>	<b>401</b>	<b>369</b>	<b>388</b>	<b>348</b>	<b>390</b>	<b>2200</b>	<b>183,33</b>
<b>6.</b>	<b>UKRAINE</b>								
	ZHUKOVA Anzhelika	201	179	142	201	214	185	1122	187,00
	TRUBINA Liudmyla	157	219	154	171	180	164	1045	174,17
		<b>358</b>	<b>398</b>	<b>296</b>	<b>372</b>	<b>394</b>	<b>349</b>	<b>2167</b>	<b>180,58</b>
<b>7.</b>	<b>NORWAY</b>								
	NILSEN Trude	178	187	163	181	171	165	1045	174,17
	LORENTZEN Ine	221	193	187	152	200	163	1116	186,00
		<b>399</b>	<b>380</b>	<b>350</b>	<b>333</b>	<b>371</b>	<b>328</b>	<b>2161</b>	<b>180,08</b>

Pos.	Name	Game 1	Game 2	Game 3	Game 4	Game 5	Game 6	Total	Average
<b>8.</b>	<b>SWEDEN</b>								
	ULFSPARRE Ewa	171	196	202	169	196	136	1070	178,33
	SHADABI Mairi	149	199	181	168	158	212	1067	177,83
		<b>320</b>	<b>395</b>	<b>383</b>	<b>337</b>	<b>354</b>	<b>348</b>	<b>2137</b>	178,08
<b>9.</b>	<b>RUSSIA</b>								
	SHAKHBAZIAN Nadezhda	189	151	169	168	156	136	969	161,50
	SHUBYREVA Mariia	180	214	185	212	192	150	1133	188,83
		<b>369</b>	<b>365</b>	<b>354</b>	<b>380</b>	<b>348</b>	<b>286</b>	<b>2102</b>	175,17
<b>10.</b>	<b>CZECH REP</b>								
	MALEROVA Pavlina	150	143	195	170	183	197	1038	173,00
	KLOFOCOVA Katerina	160	216	165	201	142	170	1054	175,67
		<b>310</b>	<b>359</b>	<b>360</b>	<b>371</b>	<b>325</b>	<b>367</b>	<b>2092</b>	174,33
<b>11.</b>	<b>ITALY</b>								
	TIRELLI Maria	155	175	166	178	168	178	1020	170,00
	TORRISI Giuseppe	171	203	195	167	166	162	1064	177,33
		<b>326</b>	<b>378</b>	<b>361</b>	<b>345</b>	<b>334</b>	<b>340</b>	<b>2084</b>	173,67
<b>12.</b>	<b>SWEDEN</b>								
	DAHLBERG Ann-Charlotte	198	210	160	144	202	182	1096	182,67
	KARLSSON Annelie	116	165	190	190	135	178	974	162,33
		<b>314</b>	<b>375</b>	<b>350</b>	<b>334</b>	<b>337</b>	<b>360</b>	<b>2070</b>	172,50
<b>13.</b>	<b>ICELAND</b>								
	MAGNUSDOTTIR Ragna Gudrun	160	159	191	159	174	159	1002	167,00
	OLADOTTIR Anna Kirstin	173	207	167	168	148	179	1042	173,67
		<b>333</b>	<b>366</b>	<b>358</b>	<b>327</b>	<b>322</b>	<b>338</b>	<b>2044</b>	170,33
<b>14.</b>	<b>POLAND</b>								
	DABKOWSKA Ewa	174	139	133	129	181	202	958	159,67
	PALACZ Aleksandra	163	180	156	153	213	220	1085	180,83
		<b>337</b>	<b>319</b>	<b>289</b>	<b>282</b>	<b>394</b>	<b>422</b>	<b>2043</b>	170,25
<b>15.</b>	<b>ITALY</b>								
	MAIALE Anna	175	195	162	191	129	195	1047	174,50
	FODERA Bendetta	165	151	158	183	173	165	995	165,83
		<b>340</b>	<b>346</b>	<b>320</b>	<b>374</b>	<b>302</b>	<b>360</b>	<b>2042</b>	170,17

Pos.	Name	Game 1	Game 2	Game 3	Game 4	Game 5	Game 6	Total	Average
<b>16.</b>	<b>GERMANY</b>								
	HERBST Madita	143	160	175	168	151	174	971	161,83
	RITTER Marina	193	203	141	163	169	184	1053	175,50
		<b>336</b>	<b>363</b>	<b>316</b>	<b>331</b>	<b>320</b>	<b>358</b>	<b>2024</b>	168,67
<b>17.</b>	<b>SWITZERLAND</b>								
	BUEHLER Brigitte	172	169	157	223	146	172	1039	173,17
	MACHOUD Rani	188	145	134	166	170	163	966	161,00
		<b>360</b>	<b>314</b>	<b>291</b>	<b>389</b>	<b>316</b>	<b>335</b>	<b>2005</b>	167,08
<b>18.</b>	<b>GREECE</b>								
	MITSIKA Evangelia	154	154	164	179	198	191	1040	173,33
	TSIONAKA Garyfalia	156	157	178	145	158	147	941	156,83
		<b>310</b>	<b>311</b>	<b>342</b>	<b>324</b>	<b>356</b>	<b>338</b>	<b>1981</b>	165,08
<b>19.</b>	<b>NETHERLANDS</b>								
	DUIVENVOORDEN Ria	181	161	133	137	191	138	941	156,83
	KIEBOOM Annette	169	175	150	170	179	178	1021	170,17
		<b>350</b>	<b>336</b>	<b>283</b>	<b>307</b>	<b>370</b>	<b>316</b>	<b>1962</b>	163,50
<b>20.</b>	<b>FINLAND</b>								
	LINTULA Satu	148	155	174	140	199	186	1002	167,00
	RANTALA Sari	169	138	106	154	182	181	930	155,00
		<b>317</b>	<b>293</b>	<b>280</b>	<b>294</b>	<b>381</b>	<b>367</b>	<b>1932</b>	161,00
<b>21.</b>	<b>POLAND</b>								
	KOCHANIEC Ewelina	142	138	147	195	174	135	931	155,17
	MILO Marta	165	180	179	178	129	138	969	161,50
		<b>307</b>	<b>318</b>	<b>326</b>	<b>373</b>	<b>303</b>	<b>273</b>	<b>1900</b>	158,33
<b>22.</b>	<b>GREECE</b>								
	FERMANI Evgenia	162	146	147	181	150	142	928	154,67
	KARAPASIA Chrysi	113	175	199	135	167	147	936	156,00
		<b>275</b>	<b>321</b>	<b>346</b>	<b>316</b>	<b>317</b>	<b>289</b>	<b>1864</b>	155,33
<b>23.</b>	<b>LATVIA</b>								
	OZOLA Ilona	134	137	156	111	111	143	792	132,00
	VALDMANE Anita	169	137	161	151	207	191	1016	169,33
		<b>303</b>	<b>274</b>	<b>317</b>	<b>262</b>	<b>318</b>	<b>334</b>	<b>1808</b>	150,67

Pos.	Name	Game 1	Game 2	Game 3	Game 4	Game 5	Game 6	Total	Average
<b>24.</b>	<b>POLAND</b>								
	KOZLOWSKA Magdalena	158	164	131	120	198	126	897	149,50
	ZALEWSKA Marta	148	154	129	147	151	178	907	151,17
		<b>306</b>	<b>318</b>	<b>260</b>	<b>267</b>	<b>349</b>	<b>304</b>	<b>1804</b>	<b>150,33</b>
<b>25.</b>	<b>ITALY</b>								
	CAMPO Eliana	190	153	139	136	149	122	889	148,17
	JERNEJ Claudia	164	171	135	140	157	129	896	149,33
		<b>354</b>	<b>324</b>	<b>274</b>	<b>276</b>	<b>306</b>	<b>251</b>	<b>1785</b>	<b>148,75</b>
<b>26.</b>	<b>NETHERLANDS</b>								
	MOITY-LILLUKKA Liisa	154	154	135	141	167	159	910	151,67
	ZOOMER Anja	171	139	128	140	165	128	871	145,17
		<b>325</b>	<b>293</b>	<b>263</b>	<b>281</b>	<b>332</b>	<b>287</b>	<b>1781</b>	<b>148,42</b>
<b>27.</b>	<b>TURKEY</b>								
	KORKMAZ Feride	138	117	142	119	165	149	830	138,33
	GULEN Zehra A.	136	203	146	131	179	143	938	156,33
		<b>274</b>	<b>320</b>	<b>288</b>	<b>250</b>	<b>344</b>	<b>292</b>	<b>1768</b>	<b>147,33</b>
<b>28.</b>	<b>SWITZERLAND</b>								
	TAVAGLIONE-R: Vanessa	148	168	144	172	166	146	944	157,33
	ROSSINI Laetitia	127	116	136	148	98	159	784	130,67
		<b>275</b>	<b>284</b>	<b>280</b>	<b>320</b>	<b>264</b>	<b>305</b>	<b>1728</b>	<b>144,00</b>
<b>29.</b>	<b>SWEDEN</b>								
	ERIKSSON Mari	172	146	137	137	169	150	911	151,83
	CALIFF-NILSSON Liliann	118	163	134	97	121	112	745	124,17
		<b>290</b>	<b>309</b>	<b>271</b>	<b>234</b>	<b>290</b>	<b>262</b>	<b>1656</b>	<b>138,00</b>
<b>30.</b>	<b>HUNGARY</b>								
	KOVACS Eva	86	124	99	78	117	123	627	104,50
	REIDER Ilona	128	113	128	147	127	117	760	126,67
		<b>214</b>	<b>237</b>	<b>227</b>	<b>225</b>	<b>244</b>	<b>240</b>	<b>1387</b>	<b>115,58</b>
FIN	KANTOLA Arja	152	193	185	157	171	163	1021	170,17
FRA	SCELLIER Aurelie	225	172	137	186	106	168	994	165,67
EST	LUIK Sirie	177	171	143	149	172	178	990	165,00
CZE	VOHRYZKOVA Dasa	191	151	134	163	146	154	939	156,50
ESP	GONZALEZ A. Rosa	170	164	146	168	163	120	931	155,17
ICL	GOMES Ana Rita	144	138	156	160	140	166	904	150,67



Pos.	Name	Game 1	Game 2	Game 3	Game 4	Game 5	Game 6	Total	Average
GER	YORULMAZ Semra	147	161	153	103	144	168	876	146,00
TUR	TAMYUREK Elvan	131	148	134	161	118	144	836	139,33



## WOMEN-DOUBLES - SEMIFINAL






PLAYERS-NO	COUNTRY	NAME	GAME 1
2251	UKRAINE	BOLTOVNINA Olena	190
2253		KOVALCHUK Kateryna	215
			<b>405</b>
2255	UKRAINE	VELYCHKO Daryna	202
2252		DIACHENKO Alla	163
			<b>365</b>

PLAYERS-NO	COUNTRY	NAME	GAME 1
2204	RUSSIA	PARITS Dina	182
2203		MAKAROVA Daria	148
			<b>330</b>
2201	RUSSIA	KORABLIKOVA Nadezda	182
2202		LOTINA Olga	200
			<b>382</b>

## WOMEN-DOUBLES - FINAL

PLAYERS-NO	COUNTRY	NAME	GAME 1
2251	UKRAINE	BOLTOVNINA Olena	160
2253		KOVALCHUK Kateryna	210
			<b>370</b>
2201	RUSSIA	KORABLINOVA Nadezda	225
2202		LOTINA Olga	195
			<b>420</b>

MEDALS	NAME	COUNTRY	
GOLD	KORABLINOVA Nadezda LOTINA Olga	RUSSIA	
SILVER	BOLTOVNINA Olena KOVALCHUK Kateryna	UKRAINE	
BRONZE	PARIS Dina MAKAROVA Daria	RUSSIA	
BRONZE	VELYCHKO Daryna DIACHENKO Alla	UKRAINE	



## MEN - Trios - Results



Pos.	Name	Game 1	Game 2	Game 3	Game 4	Game 5	Game 6	Total	Average
<b>1.</b>	<b>UKRAINE-1</b>								
	DANYLIUK Vadym	222	202	178	188	214	247	1251	208,50
	MAIIR Rostyslav	248	204	245	220	191	191	1299	216,50
	IALOVEGA Vladyslav	209	214	213	264	259	235	1394	232,33
		<b>679</b>	<b>620</b>	<b>636</b>	<b>672</b>	<b>664</b>	<b>673</b>	<b>3944</b>	<b>219,11</b>
<b>2.</b>	<b>RUSSIA-1</b>								
	SACVCHENKO Aleksei	194	193	153	211	134	223	1108	184,67
	KHOMUDYAROV Maxim	244	278	201	204	210	212	1349	224,83
	STEPIN Aleksei	204	248	228	216	225	213	1334	222,33
		<b>642</b>	<b>719</b>	<b>582</b>	<b>631</b>	<b>569</b>	<b>648</b>	<b>3791</b>	<b>210,61</b>
<b>3.</b>	<b>GERMANY-2</b>								
	VETTER Holger	243	186	176	278	206	203	1292	215,33
	SCHWARZ Andreas	172	160	213	171	135	213	1064	177,33
	WILDENHAYN SIMON	225	269	244	192	244	246	1420	236,67
		<b>640</b>	<b>615</b>	<b>633</b>	<b>641</b>	<b>585</b>	<b>662</b>	<b>3776</b>	<b>209,78</b>
<b>4.</b>	<b>GERMANY-1</b>								
	DUDA Daniel	251	237	227	181	210	166	1272	212,00
	KLOTZ Sebastian	185	184	223	267	189	234	1282	213,67
	LINDEMANN Kevin	169	218	213	215	214	173	1202	200,33
		<b>605</b>	<b>639</b>	<b>663</b>	<b>663</b>	<b>613</b>	<b>573</b>	<b>3756</b>	<b>208,67</b>
<b>5.</b>	<b>ITALY-2</b>								
	SACCHI Davide	236	182	187	172	259	248	1284	214,00
	TRONCHI Aleksei	214	178	202	216	226	205	1241	206,83
	MONTEROSSO Paolo	203	192	192	192	179	243	1201	200,17
		<b>653</b>	<b>552</b>	<b>581</b>	<b>580</b>	<b>664</b>	<b>696</b>	<b>3726</b>	<b>207,00</b>
<b>6.</b>	<b>RUSSIA-2</b>								
	GRIGOREV Vladimir	259	200	234	224	147	173	1237	206,17
	DROZHBIN Aleksei	206	169	233	185	193	267	1253	208,83
	AKOPYAN Arsen	192	268	160	216	221	166	1223	203,83
		<b>657</b>	<b>637</b>	<b>627</b>	<b>625</b>	<b>561</b>	<b>606</b>	<b>3713</b>	<b>206,28</b>

Pos.	Name	Game 1	Game 2	Game 3	Game 4	Game 5	Game 6	Total	Average
<b>7.</b>	<b>POLAND-1</b>								
	ZAREK Tomasz Adam	212	216	202	201	195	199	1225	204,17
	SZCZESNY Grzegorz	268	173	204	164	170	210	1189	198,17
	SZYMCZAK Pawel Grzegorz	204	235	233	198	236	192	1298	216,33
		<b>684</b>	<b>624</b>	<b>639</b>	<b>563</b>	<b>601</b>	<b>601</b>	<b>3712</b>	206,22
<b>8.</b>	<b>GREECE-1</b>								
	ILIAKIS Ioannis	213	182	233	219	201	190	1238	206,33
	PONIROS Konstantinos	204	216	148	162	147	189	1066	177,67
	KATSAGANIS Konstantinos	255	276	278	181	204	203	1397	232,83
		<b>672</b>	<b>674</b>	<b>659</b>	<b>562</b>	<b>552</b>	<b>582</b>	<b>3701</b>	205,61
<b>9.</b>	<b>FRANCE-2</b>								
	DIVOL Alexis	208	187	248	193	176	156	1168	194,67
	BOULLE Didier	189	145	186	224	212	176	1132	188,67
	BARTOUT Ludovic	235	194	206	203	203	248	1289	214,83
		<b>632</b>	<b>526</b>	<b>640</b>	<b>620</b>	<b>591</b>	<b>580</b>	<b>3589</b>	199,39
<b>10.</b>	<b>GREECE-2</b>								
	TARLAS Sotirios	214	212	223	157	223	211	1240	206,67
	TSOLKANAKIS Chirstos	161	173	222	257	278	193	1284	214,00
	ZAFERIOPOULOS Dimitrios	172	183	120	190	196	168	1029	171,50
		<b>547</b>	<b>568</b>	<b>565</b>	<b>604</b>	<b>697</b>	<b>572</b>	<b>3553</b>	197,39
<b>11.</b>	<b>GREAT BRITAIN</b>								
	LAY Ray	213	167	222	202	192	190	1186	197,67
	BOCKING Philip	159	146	159	182	221	178	1045	174,17
	FORSYTH Matthew	184	186	239	259	230	218	1316	219,33
		<b>556</b>	<b>499</b>	<b>620</b>	<b>643</b>	<b>643</b>	<b>586</b>	<b>3547</b>	197,06
<b>12.</b>	<b>UKRAINE-2</b>								
	SHCHERBAKOV Dmytro	244	211	222	199	174	238	1288	214,67
	DIDORENKO Nazar	151	169	195	225	149	209	1098	183,00
	TRUBIN Sergiy	226	196	183	190	168	170	1133	188,83
		<b>621</b>	<b>576</b>	<b>600</b>	<b>614</b>	<b>491</b>	<b>617</b>	<b>3519</b>	195,50
<b>13.</b>	<b>ITALY-1</b>								
	GIACUBBO Domenico	234	195	225	182	181	200	1217	202,83
	PARISI GUISEPPE	135	228	200	170	170	179	1082	180,33
	TAGLIATA Vincenzo	201	212	188	183	194	216	1194	199,00
		<b>570</b>	<b>635</b>	<b>613</b>	<b>535</b>	<b>545</b>	<b>595</b>	<b>3493</b>	194,06

Pos.	Name	Game 1	Game 2	Game 3	Game 4	Game 5	Game 6	Total	Average
<b>14.</b>	<b>DENMARK-1</b>								
	JORGENSEN Peter Frank	145	192	254	189	157	203	1140	190,00
	VAGNER Steen	180	194	150	237	204	207	1172	195,33
	BOCQUET Pierre	201	225	196	148	160	239	1169	194,83
		<b>526</b>	<b>611</b>	<b>600</b>	<b>574</b>	<b>521</b>	<b>649</b>	<b>3481</b>	193,39
<b>15.</b>	<b>BELGIUM-1</b>								
	BARTHOLOME Thomas	178	157	180	196	139	225	1075	179,17
	SIMONS Paul	186	246	189	172	147	207	1147	191,17
	BARTHOLOME Christophe	268	148	209	206	190	206	1227	204,50
		<b>632</b>	<b>551</b>	<b>578</b>	<b>574</b>	<b>476</b>	<b>638</b>	<b>3449</b>	191,61
<b>16.</b>	<b>SWEDEN-1</b>								
	NILSSON J. Ulf	162	159	189	165	227	234	1136	189,33
	HJALMARSSON Pierre	201	237	201	210	181	139	1169	194,83
	FLINK Fredric	176	203	202	165	194	200	1140	190,00
		<b>539</b>	<b>599</b>	<b>592</b>	<b>540</b>	<b>602</b>	<b>573</b>	<b>3445</b>	191,39
<b>17.</b>	<b>CYPRUS-1</b>								
	LOIZOU Nikos	233	138	215	174	197	182	1139	189,83
	PAPADOPOULOS Ioannis	173	168	153	131	189	188	1002	167,00
	IAKOVIDIS Panikos	195	233	246	193	217	205	1289	214,83
		<b>601</b>	<b>539</b>	<b>614</b>	<b>498</b>	<b>603</b>	<b>575</b>	<b>3430</b>	190,56
<b>18.</b>	<b>TURKEY-1</b>								
	BASAK Onder	237	194	183	202	182	249	1247	207,83
	ASIMOGLU Ilhan	227	184	224	185	157	201	1178	196,33
	TASKIN Adem	163	164	204	157	165	147	1000	166,67
		<b>627</b>	<b>542</b>	<b>611</b>	<b>544</b>	<b>504</b>	<b>597</b>	<b>3425</b>	190,28
<b>19.</b>	<b>SWEDEN-2</b>								
	DRAPSA Szczepan	258	181	174	154	146	193	1106	184,33
	WASE Albin	204	190	231	258	167	138	1188	198,00
	NISES Daniel	246	176	188	190	142	158	1100	183,33
		<b>708</b>	<b>547</b>	<b>593</b>	<b>602</b>	<b>455</b>	<b>489</b>	<b>3394</b>	188,56
<b>20.</b>	<b>NETHERLANDS-2</b>								
	PRIEMS Gerard	176	178	187	172	157	175	1045	174,17
	van NIFTERIK Andre	215	133	170	183	150	224	1075	179,17
	DUIVENVOORDEN Joost	215	201	269	188	203	168	1244	207,33
		<b>606</b>	<b>512</b>	<b>626</b>	<b>543</b>	<b>510</b>	<b>567</b>	<b>3364</b>	186,89

Pos.	Name	Game 1	Game 2	Game 3	Game 4	Game 5	Game 6	Total	Average
<b>21.</b>	<b>AUSTRIA-1</b>								
	ARTH Oliver	176	207	237	226	213	158	1217	202,83
	BERGMEISTER Siegdried	189	179	130	174	223	228	1123	187,17
	STOCKREITER Gerhard	176	189	154	189	148	159	1015	169,17
		<b>541</b>	<b>575</b>	<b>521</b>	<b>589</b>	<b>584</b>	<b>545</b>	<b>3355</b>	186,39
<b>22.</b>	<b>FINLAND-1</b>								
	KOIVULA Markku	187	210	198	149	210	149	1103	183,83
	LOPPINEN Markku	194	179	163	182	201	159	1078	179,67
	EKSTRÖM Alf	199	190	196	189	196	201	1171	195,17
		<b>580</b>	<b>579</b>	<b>557</b>	<b>520</b>	<b>607</b>	<b>509</b>	<b>3352</b>	186,22
<b>23.</b>	<b>CROATIA-1</b>								
	PUSKADIJA Josip	211	204	193	167	183	154	1112	185,33
	KOLARIC Dimitrije	178	139	191	179	199	168	1054	175,67
	KOLARIC Igor	213	181	217	185	200	181	1177	196,17
		<b>602</b>	<b>524</b>	<b>601</b>	<b>531</b>	<b>582</b>	<b>503</b>	<b>3343</b>	185,72
<b>24.</b>	<b>LATVIA-1</b>								
	GABRANS Girts	169	180	184	161	161	169	1024	170,67
	NALIVAICO Janis	232	210	162	173	161	182	1120	186,67
	LAGUNOVVS Vladimirs	192	195	177	165	191	234	1154	192,33
		<b>593</b>	<b>585</b>	<b>523</b>	<b>499</b>	<b>513</b>	<b>585</b>	<b>3298</b>	183,22
<b>25.</b>	<b>LITHUANIA</b>								
	GUMBRYNS Girts	169	180	184	161	161	169	1024	170,67
	NALIVAICO Janis	232	210	162	173	161	182	1120	186,67
	LAGUNOVVS Vladimirs	192	195	177	165	191	234	1154	192,33
		<b>593</b>	<b>585</b>	<b>523</b>	<b>499</b>	<b>513</b>	<b>585</b>	<b>3298</b>	183,22
<b>26.</b>	<b>POLAND-2</b>								
	GNYSKA PIOTR	164	154	199	145	174	168	1004	167,33
	PICK Tomasz	158	202	194	194	181	173	1102	183,67
	PRETORIUS Bartosz	224	199	195	194	177	123	1112	185,33
		<b>546</b>	<b>555</b>	<b>588</b>	<b>533</b>	<b>532</b>	<b>464</b>	<b>3218</b>	178,78
<b>27.</b>	<b>CZECH REP-1</b>								
	VOHRYZKA Jaromir	217	245	173	214	155	202	1206	201,00
	ZEMAN Jan	162	160	165	186	188	152	1013	168,83
	DRAHOS Thomas	133	194	184	191	135	148	985	164,17
		<b>512</b>	<b>599</b>	<b>522</b>	<b>591</b>	<b>478</b>	<b>502</b>	<b>3204</b>	178,00

Pos.	Name	Game 1	Game 2	Game 3	Game 4	Game 5	Game 6	Total	Average
<b>28.</b>	<b>FRANCE-1</b>								
	DIVOL Frederic	196	197	160	167	189	145	1054	175,67
	PELICAN Charles	141	193	229	144	177	142	1026	171,00
	GUIBOUX MIKAEL	149	215	167	169	203	166	1069	178,17
		<b>486</b>	<b>605</b>	<b>556</b>	<b>480</b>	<b>569</b>	<b>453</b>	<b>3149</b>	174,94
<b>29.</b>	<b>ESTONIA-1</b>								
	JÖGI Erki	188	160	166	180	178	162	1034	172,33
	OJAMETS Teet	182	154	154	184	179	164	1017	169,50
	POLDSAMM Priit	149	207	208	188	170	160	1082	180,33
		<b>519</b>	<b>521</b>	<b>528</b>	<b>552</b>	<b>527</b>	<b>486</b>	<b>3133</b>	174,06
<b>30.</b>	<b>HUNGARY-1</b>								
	EGRI Tiborc	164	148	170	142	157	164	945	157,50
	SZABO Miklos	149	115	130	145	156	170	865	144,17
	POPELE Robert	236	206	215	191	170	189	1207	201,17
		<b>549</b>	<b>469</b>	<b>515</b>	<b>478</b>	<b>483</b>	<b>523</b>	<b>3017</b>	167,61
<b>31.</b>	<b>NETHERLANDS-1</b>								
	van VLIET Robin	201	184	189	178	149	151	1052	175,33
	RIJPERT Hennie	164	165	177	136	144	175	961	160,17
	PONT Paul	168	149	150	187	136	172	962	160,33
		<b>533</b>	<b>498</b>	<b>516</b>	<b>501</b>	<b>429</b>	<b>498</b>	<b>2975</b>	165,28
<b>32.</b>	<b>LATVIA-2</b>								
	DUKURD Maris	197	218	145	187	123	213	1083	180,50
	GILBERTS Ainars	150	181	170	160	145	115	921	153,50
	BEISONS Guntars	166	156	151	135	158	157	923	153,83
		<b>513</b>	<b>555</b>	<b>466</b>	<b>482</b>	<b>426</b>	<b>485</b>	<b>2927</b>	162,61
<b>33.</b>	<b>SPAIN-1</b>								
	LOPEZ S. Angel L.	131	137	195	149	142	172	926	154,33
	RODRIGUEZ H. Felix	154	165	146	128	175	147	915	152,50
	BONCASA F. Julian.	214	167	203	139	164	169	1056	176,00
		<b>499</b>	<b>469</b>	<b>544</b>	<b>416</b>	<b>481</b>	<b>488</b>	<b>2897</b>	160,94
SUI	SHELLENBERG Reto	164	182	223	236	257	202	1264	210,67
AUT	STRIZKI Thomas	146	213	180	185	215	212	1151	191,83
EST	KARINDI Fredi	188	188	235	167	169	189	1136	189,33
SUI	LEDERMANN Thomas	206	182	208	203	158	167	1124	187,33
NOR	BOYSEN Rolf Johan	161	170	225	201	190	172	1119	186,50



Pos.	Name	Game 1	Game 2	Game 3	Game 4	Game 5	Game 6	Total	Average
CYP	CHRISTOU Christakis	169	236	175	203	155	159	1097	182,83
DEN	JENSEN Flemming	199	212	192	125	169	178	1075	179,17
DEN	RYSGAARD Carsten	203	177	203	192	127	144	1046	174,33
AUT	DUSCHET Günther	207	127	157	165	185	189	1030	171,67
CYP	METHODIOU Methodios	179	166	160	166	142	177	990	165,00
GBR	LAUMETS Jaan	200	156	213	139	136	134	978	163,00
LTU	ANDREIKENAS Dovydas	156	149	151	159	128	160	903	150,50
EST	HOLBERG Sander	132	110	173	169	161	134	879	146,50
ICL	BODVARSSON Bodvar Mar	138	133	135	109	133	134	782	130,33
ICL	EINARSSON Joel Eidur	110	114	118	151	133	115	741	123,50



## MEN - TRIOS - SEMIFINAL



PLAYERS-NO	COUNTRY	NAME	GAME 1
1251	UKRAINE-1	DANYLIUK Vadym	216
1254		MAIIER Rostyslav	170
1253		IALOVEGA Vladyslav	225
<b>TOTAL</b>			<b>611</b>
1101	GERMANY-1	DUDA Daniel	190
1102		KLOTZ Sebastian	163
1103		LINDEMANN Kevin	213
<b>TOTAL</b>			<b>566</b>


PLAYERS-NO	COUNTRY	NAME	GAME 1
1205	RUSSIA-1	SAVCHENKO Aleksei	213
1204		KHOMUDYAROV Maxim	256
1206		STEPIN Aleksei	167
<b>TOTAL</b>			<b>636</b>
1105	GERMANY-2	VETTER Holger	202
1104		SCHWARZ Andreas	185
1106		WILDENHAYN Simon	215
<b>TOTAL</b>			<b>602</b>



## MEN - TRIOS - FINAL



PLAYERS-NO	COUNTRY	NAME	GAME 1
1251	UKRAINE-1	DANYLIUK Vadym	221
1254		MAIER Rostyslav	215
1253		IALOVEGA Vladyslav	215
<b>TOTAL</b>			<b>651</b>
1205	RUSSIA-1	SAVCHENKO Aleksei	254
1204		KHOMUDYAROV Maxim	190
1206		STEPIN Aleksei	222
<b>TOTAL</b>			<b>666</b>

MEDALS	NAME	COUNTRY
GOLD	SAVCHENKO Aleksei KHOMUDYAROV Maxim STEPIN Aleksei	RUS 1 - RUSSIA 
SILVER	DANYLIUK Vadym MAILER Rostyslav IALOVEGA Vladyslav	UKR 1 - UKRAINE 
BRONZE	VETTER Holger SCHWARZ Andreas WILDENHAYN Simon	GER 2 - GERMANY 
BRONZE	DUDA Daniel KLOTZ Sebastian LINDEMANN Kevin	GER 1 - GERMANY 



## WOMEN - Trios - Results



Pos.	Name	Game 1	Game 2	Game 3	Game 4	Game 5	Game 6	Total	Average
<b>1.</b>	<b>RUSSIA-2</b>								
	LOTINA Olga	236	235	193	220	165	235	1284	214,00
	PARITS DINA	191	172	185	258	247	169	1222	203,67
	KORABLINOVA Nadezda	146	203	170	207	157	211	1094	182,33
		<b>573</b>	<b>610</b>	<b>548</b>	<b>685</b>	<b>569</b>	<b>615</b>	<b>3600</b>	<b>200,00</b>
<b>2.</b>	<b>UKRAINE-1</b>								
	DIACHENKO Alla	209	137	218	175	228	170	1137	189,50
	VELYCHKO Daryna	216	182	167	190	212	183	1150	191,67
	KOVALCHUK Kateryna	215	200	212	187	218	236	1268	211,33
		<b>640</b>	<b>519</b>	<b>597</b>	<b>552</b>	<b>658</b>	<b>589</b>	<b>3555</b>	<b>197,50</b>
<b>3.</b>	<b>UKRAINE-2</b>								
	TRUBINA Liudmyla	157	174	182	163	194	185	1055	175,83
	ZHUKOVA Anzhelika	235	211	242	147	179	182	1196	199,33
	BOLTOVNINA Olena	171	203	193	224	166	161	1118	186,33
		<b>563</b>	<b>588</b>	<b>617</b>	<b>534</b>	<b>539</b>	<b>528</b>	<b>3369</b>	<b>187,17</b>
<b>4.</b>	<b>SWEDEN-1</b>								
	ULFSPARRE Eva	210	192	214	193	178	166	1153	192,17
	DAHLBERG Ann-Charlotte	200	171	210	144	166	172	1063	177,17
	SHADABI Mairi	172	162	165	161	200	146	1006	167,67
		<b>582</b>	<b>525</b>	<b>589</b>	<b>498</b>	<b>544</b>	<b>484</b>	<b>3222</b>	<b>179,00</b>
<b>5.</b>	<b>RUSSIA-1</b>								
	MAKAROVA Daria	218	136	173	183	152	120	982	163,67
	SHAKHBAZIAN Nadezhda	194	154	159	155	201	185	1048	174,67
	SHUBYREVA Marria	203	186	203	173	223	163	1151	191,83
		<b>615</b>	<b>476</b>	<b>535</b>	<b>511</b>	<b>576</b>	<b>468</b>	<b>3181</b>	<b>176,72</b>
<b>6.</b>	<b>GREECE-1</b>								
	BERTI Themis	191	194	179	149	178	189	1080	180,00
	IOANNIDI Christina	162	211	153	166	171	166	1029	171,50
	FERMANI Evgenia	193	182	175	166	199	143	1058	176,33
		<b>546</b>	<b>587</b>	<b>507</b>	<b>481</b>	<b>548</b>	<b>498</b>	<b>3167</b>	<b>175,94</b>

Pos.	Name	Game 1	Game 2	Game 3	Game 4	Game 5	Game 6	Total	Average
<b>7.</b>	<b>ITALY-2</b>								
	TORRISI Giuseppa	172	194	232	187	195	160	1140	190,00
	TIRELLI Maria	143	147	146	198	168	141	943	157,17
	MAIALE Anna	174	172	137	195	155	188	1021	170,17
		<b>489</b>	<b>513</b>	<b>515</b>	<b>580</b>	<b>518</b>	<b>489</b>	<b>3104</b>	172,44
<b>8.</b>	<b>CZECH-REP-1</b>								
	KLOFACOVA Katerina	156	209	254	176	150	187	1132	188,67
	VOHRYZKOVA Dasa	125	99	195	129	148	113	809	134,83
	MALEROVA Pavlina	185	172	199	172	162	222	1112	185,33
		<b>466</b>	<b>480</b>	<b>648</b>	<b>477</b>	<b>460</b>	<b>522</b>	<b>3053</b>	169,61
<b>9.</b>	<b>POLAND-1</b>								
	PALACZ Aleksandra	178	234	132	177	124	197	1042	173,67
	MILO Marta	163	138	178	177	144	141	941	156,83
	DABKOWSKA Ewa	162	180	204	156	157	168	1027	171,17
		<b>503</b>	<b>552</b>	<b>514</b>	<b>510</b>	<b>425</b>	<b>506</b>	<b>3010</b>	167,22
<b>10.</b>	<b>ICELAND-1</b>								
	MAGNUSDOTTIR Ragna Gudrun	136	187	189	175	173	179	1039	173,17
	OLADOTTIR Anna Kirstin	158	161	178	149	159	185	990	165,00
	GOMES Ana Rita	139	157	152	165	162	177	952	158,67
		<b>433</b>	<b>505</b>	<b>519</b>	<b>489</b>	<b>494</b>	<b>541</b>	<b>2981</b>	165,61
<b>11.</b>	<b>GREECE-2</b>								
	MITSIKA Evangelia	160	134	155	175	199	153	976	162,67
	KARAPASIA Chrysi	180	167	167	145	157	190	1006	167,67
	TSIONAKA Garyfalia	200	181	200	127	140	136	984	164,00
		<b>540</b>	<b>482</b>	<b>522</b>	<b>447</b>	<b>496</b>	<b>479</b>	<b>2966</b>	164,78
<b>12.</b>	<b>NETHERLANDS-1</b>								
	ZOOMER Anja	166	188	173	160	149	205	1041	173,50
	DUIVENVOORDEN Ria	193	145	168	161	157	143	967	161,17
	KIEBOOM Annette	149	168	161	148	158	160	944	157,33
		<b>508</b>	<b>501</b>	<b>502</b>	<b>469</b>	<b>464</b>	<b>508</b>	<b>2952</b>	164,00
<b>13.</b>	<b>ITALY-1</b>								
	JEMEJ Claudia	178	149	157	144	172	168	968	161,33
	CAMPO Eliana	177	148	131	132	102	168	858	143,00
	FODERA Bendetta	218	149	211	175	179	190	1122	187,00
		<b>573</b>	<b>446</b>	<b>499</b>	<b>451</b>	<b>453</b>	<b>526</b>	<b>2948</b>	163,78

Pos.	Name	Game 1	Game 2	Game 3	Game 4	Game 5	Game 6	Total	Average
<b>14.</b>	<b>GERMANY-1</b>								
	YORULMAZ Semra	164	138	148	140	136	139	865	144,17
	HERBST Madita	138	195	180	167	162	158	1000	166,67
	RITTER Marina	155	165	178	173	215	194	1080	180,00
		<b>457</b>	<b>498</b>	<b>506</b>	<b>480</b>	<b>513</b>	<b>491</b>	<b>2945</b>	163,61
<b>15.</b>	<b>FINLAND-1</b>								
	KANTOLA Arja	180	206	148	182	177	157	1050	175,00
	RANTALA Sari	142	169	203	140	184	153	991	165,17
	LINTULA Satu	166	147	160	141	120	124	858	143,00
		<b>488</b>	<b>522</b>	<b>511</b>	<b>463</b>	<b>481</b>	<b>434</b>	<b>2899</b>	161,06
<b>16.</b>	<b>SWITZERLAND-1</b>								
	MACHOUD Rani	163	160	118	155	155	137	888	148,00
	TAVAGLIONE-R. Vanessa	156	155	165	121	163	142	902	150,33
	BUEHLER Brigitte	176	175	179	154	169	127	980	163,33
		<b>495</b>	<b>490</b>	<b>462</b>	<b>430</b>	<b>487</b>	<b>406</b>	<b>2770</b>	153,89
<b>18.</b>	<b>SWEDEN-2</b>								
	KARLSSON Annelie	128	157	156	136	191	162	930	155,00
	CALIFF-NILSSON Liliann	134	122	146	109	114	121	746	124,33
	ERIKSSON Mari	145	182	179	136	175	148	965	160,83
		<b>407</b>	<b>461</b>	<b>481</b>	<b>381</b>	<b>480</b>	<b>431</b>	<b>2641</b>	146,72
<b>19.</b>	<b>TURKEY-1</b>								
	KORKAZ Feride	165	169	138	140	163	149	924	154,00
	TAMYUREK Elvan	114	120	147	114	145	126	766	127,67
	GULEN Zehra A.	175	135	135	140	179	121	885	147,50
		<b>454</b>	<b>424</b>	<b>420</b>	<b>394</b>	<b>487</b>	<b>396</b>	<b>2575</b>	143,06
<b>20.</b>	<b>POLAND-2</b>								
	KOCHANIEC Ewelina	115	147	188	176	165	160	951	158,50
	KOZLOWSKA Magdalena	171	168	147	148	138	110	882	147,00
	ZALEWSKA Marta	116	125	143	113	121	115	733	122,17
		<b>402</b>	<b>440</b>	<b>478</b>	<b>437</b>	<b>424</b>	<b>385</b>	<b>2566</b>	142,56
NOR	LORENTZEN Ine	201	216	209	175	169	184	1154	192,33
NOR	NILSEN Trude	163	226	142	213	208	150	1102	183,67
LAT	VALDMANE Anita	143	176	205	166	194	172	1056	176,00
FRA	SCELLIER Aurelie	175	157	222	133	189	160	1036	172,67
ESB	GONZALEZ A. Rosa	186	168	208	153	155	147	1017	169,50

Pos.	Name	Game 1	Game 2	Game 3	Game 4	Game 5	Game 6	Total	Average
NED	MOITY-LILLUKKA Liisa	131	148	186	155	190	136	946	157,67
EST	LUIK Sirie	170	169	135	175	135	158	942	157,00
LAT	OZOLA Ilona	128	127	145	199	132	153	884	147,33
SUI	ROSSINI Laetitia	132	138	145	115	125	156	811	135,17
HUN	KOVACS Eva	128	130	135	108	107	118	726	121,00
HUN	REIDER Ilona	108	129	113	123	112	114	699	116,50





## WOMEN - TRIOS - SEMIFINAL



PLAYERS-NO	COUNTRY	NAME	GAME 1
2202	RUSSIA-2	LOTINA Olga	157
2204		PARITS Dina	212
2201		KORABLINOVA Nadezda	180
<b>TOTAL</b>			<b>549</b>
2224	SWEDEN-1	ULFSPARRE Eva	157
2221		DAHLBERG Ann-Charlotte	152
2226		SHADABI Mairi	140
<b>TOTAL</b>			<b>449</b>

PLAYERS-NO	COUNTRY	NAME	GAME 1
2252	UKRAINE-1	DIACHENKO Alla	145
2255		VELYCHO Daryna	160
2253		KOVALCHUK Kateryna	178
<b>TOTAL</b>			<b>483</b>
2254	UKRAINE-2	TRUBINA Liudmyla	151
2256		ZHUKOVA Anzhelika	191
2251		BOLTOVNINA Olena	163
<b>TOTAL</b>			<b>505</b>



## WOMEN - TRIOS - FINAL



PLAYERS-NO	COUNTRY	NAME	GAME 1
2202	RUSSIA-2	LOTINA Olga	233
2204		PARITS Dina	170
2201		KORABLINOVA Nadezda	226
<b>TOTAL</b>			<b>629</b>
2254	UKRAINE-2	TRUBINA Liudmyla	157
2256		ZHUKOVA Anzhelika	187
2251		BOLTOVNINA Olena	193
<b>TOTAL</b>			<b>537</b>

MEDALS	NAME	COUNTRY
GOLD	LOTINA Olga PARITS Dina KORABLINOVA Nadezda	RUS 2 - RUSSIA 
SILVER	TRUBINA Liudmyla ZHUKOVA Anzhelika BOLTOVNINA Olena	UKR 2 - UKRAINE 
BRONZE	DIACHENKO Alla VELYCHKO Daryna KOVALCHUK Kateryna	UKR 1 - UKRAINE 
BRONZE	ULFSPARRE Eva DAHLBERG Ann-Charlotte SHADABI Mairi	SWE 1 - SWEDEN 



## MEN - TEAM - Results



Pos.	Name	Game 1	Game 2	Game 3	Game 4	Game 5	Game 6	Total	Average
<b>1.</b>	<b>GERMANY</b>								
	DUDA Daniel	229	191	182	204	204	244	1254	209,00
	KLOTZ Sebastian	179	225	191	158	227	170	1150	191,67
	VETTER Holger	218	176	168	153	222	226	1163	193,83
	LINDEMANN Kevin	175	195	217	180	256	234	1257	209,50
	WILDENHAYN Simon	232	188	222	191	237	204	1274	212,33
	SCHWARZ Andreas	0	0	0	0	0	0	0	0,00
		<b>1033</b>	<b>975</b>	<b>980</b>	<b>886</b>	<b>1146</b>	<b>1078</b>	<b>6098</b>	<b>203,27</b>
<b>2.</b>	<b>RUSSIA</b>								
	GRIGORYEV Vladimir	234	245	165	189	206	238	1277	212,83
	DROZHBIN Aleksei	233	176	234	280	234	134	1291	215,17
	STEPHIN Aleksei	222	204	165	0	0	0	591	98,50
	SAVCHENKO Alexsei	229	197	172	145	198	195	1136	189,33
	KHOMUDYAROV Maxim	222	169	177	193	193	215	1169	194,83
	AKOPYAN Arsen	0	0	0	177	236	164	577	96,17
		<b>1140</b>	<b>991</b>	<b>913</b>	<b>984</b>	<b>1067</b>	<b>946</b>	<b>6041</b>	<b>201,37</b>
<b>3.</b>	<b>UKRAINE</b>								
	DANYLIUK Vadym	202	213	226	198	263	159	1261	210,17
	DIDORENKO Nazar	181	209	212	191	200	226	1219	203,17
	SHCHERBAKOV Dmytro	205	255	226	188	206	161	1241	206,83
	MAIHER Rostyslav	173	197	170	0	0	0	540	180,00
	IALOVEGA Vladyslav	233	190	238	201	214	203	1279	213,17
	TRUBIN Sergiy	0	0	0	182	140	154	476	158,67
		<b>994</b>	<b>1064</b>	<b>1072</b>	<b>960</b>	<b>1023</b>	<b>903</b>	<b>6016</b>	<b>200,53</b>
<b>4.</b>	<b>FRANCE</b>								
	DIVOL Alexis	253	169	189	194	216	157	1178	196,33
	DIVOL Frederic	223	175	202	202	245	176	1223	203,83
	PELICAN Charles	213	167	175	225	149	146	1075	179,17
	BOULLE Didier	230	213	148	224	189	220	1224	204,00
	BARTOUT Ludovic	191	191	236	239	190	248	1295	215,83
	GUIBOUX Mikael	0	0	0	0	0	0	0	0,00
		<b>1110</b>	<b>915</b>	<b>950</b>	<b>1084</b>	<b>989</b>	<b>947</b>	<b>5995</b>	<b>199,83</b>

Pos.	Name	Game 1	Game 2	Game 3	Game 4	Game 5	Game 6	Total	Average
<b>5.</b>	<b>ITALY</b>								
	SAACHI Davide	205	210	183	246	236	196	1276	212,67
	GIACUBBO Domenico	208	157	193	154	188	215	1115	185,83
	TRONCHI Nadir	154	179	256	179	167	225	1160	193,33
	TAGLIATA Vincenzo	258	169	216	206	182	199	1230	205,00
	MONTEROSSO Paolo	212	217	176	182	171	141	1099	183,17
	PARISI Giuseppe	0	0	0	0	0	0	0	0,00
		<b>1037</b>	<b>932</b>	<b>1024</b>	<b>967</b>	<b>944</b>	<b>976</b>	<b>5880</b>	196,00
<b>6.</b>	<b>NETHERLANDS</b>								
	van Vliet Robin	191	219	183	157	190	197	1137	189,50
	Pont Paul	161	203	188	186	168	136	1042	173,67
	Priems Gerard	201	171	177	196	140	158	1043	173,83
	van Nifterik Andre	195	206	195	193	187	172	1148	191,33
	DUIVENVOORDEN Joost	198	257	199	211	259	236	1360	226,67
	RIJPERT Hennie	0	0	0	0	0	0	0	0,00
		<b>946</b>	<b>1056</b>	<b>942</b>	<b>943</b>	<b>944</b>	<b>899</b>	<b>5730</b>	191,00
<b>7.</b>	<b>SWEDEN</b>								
	HJALMARSSON Pierre	192	160	201	212	193	158	1116	186,00
	WASE Albin	148	178	158	0	0	0	484	161,33
	NISES Daniel	230	203	186	147	159	244	1169	194,83
	NILSSON J. Ulf	195	198	190	223	164	220	1190	198,33
	FLINK Frederic	199	221	206	172	170	223	1191	198,50
	DRAPSA Szczepan	0	0	0	157	178	186	521	173,67
		<b>964</b>	<b>960</b>	<b>941</b>	<b>911</b>	<b>864</b>	<b>1031</b>	<b>5671</b>	189,03
<b>8.</b>	<b>GREECE</b>								
	ILIAKIS Ioannis	191	234	226	222	180	163	1216	202,67
	KATSAGANIS Konstantinos	214	135	159	191	166	223	1088	181,33
	TSOLKANAKIS Christos	200	214	164	155	170	192	1095	182,50
	PONIROS Konstantinos	239	200	189	150	217	208	1203	200,50
	TARLAS Sotiros	202	144	179	0	0	0	525	175,00
	ZAFEIROPOULOS Dimitrios	0	0	0	199	154	152	505	168,33
		<b>1046</b>	<b>927</b>	<b>917</b>	<b>917</b>	<b>887</b>	<b>938</b>	<b>5632</b>	187,73

Pos.	Name	Game 1	Game 2	Game 3	Game 4	Game 5	Game 6	Total	Average
<b>9.</b>	<b>AUSTRIA</b>								
	ARTH Oliver	169	177	257	141	194	209	1147	191,17
	STRITZKI Thomas	218	169	202	183	205	160	1137	189,50
	DUSCHET Günther	187	182	182	140	176	185	1052	175,33
	BERGMEISTER Siegfried	198	158	186	185	181	222	1130	188,33
	STOCKREITER Gerhard	183	152	200	179	213	227	1154	192,33
		0	0	0	0	0	0	0	0,00
		<b>955</b>	<b>838</b>	<b>1027</b>	<b>828</b>	<b>969</b>	<b>1003</b>	<b>5620</b>	<b>187,33</b>
<b>10.</b>	<b>DENMARK</b>								
	JENSEN Flemming	181	149	173	166	183	212	1064	177,33
	RYSGAARD Carsten	191	162	195	193	201	117	1059	176,50
	JORGENSEN Peter Frank	173	178	156	198	200	190	1095	182,50
	VAGNER Steen	201	169	148	228	179	212	1137	189,50
	BOCQUET Pierre	202	234	206	182	179	204	1207	201,17
		0	0	0	0	0	0	0	0,00
		<b>948</b>	<b>892</b>	<b>878</b>	<b>967</b>	<b>942</b>	<b>935</b>	<b>5562</b>	<b>185,40</b>
<b>11.</b>	<b>POLAND</b>								
	ZAREK Tomasz	205	215	219	175	222	189	1225	204,17
	GNYSKA Piotr	125	190	181	0	0	0	496	165,33
	SZCZESNY Grzegorz	160	247	165	178	178	258	1186	197,67
	PRETORIUS Bartosz	163	172	179	149	175	246	1084	180,67
	SZYMCZAK Pawel	200	160	171	195	183	149	1058	176,33
	PICK Tomasz	0	0	0	157	182	170	509	169,67
		<b>853</b>	<b>984</b>	<b>915</b>	<b>854</b>	<b>940</b>	<b>1012</b>	<b>5558</b>	<b>185,27</b>
<b>12.</b>	<b>LATVIA</b>								
	GABRANS Girts	222	168	166	166	165	196	1083	180,50
	DUKURS Maris	181	166	224	195	230	171	1167	194,50
	BEISONS Guntars	172	169	178	213	189	118	1039	173,17
	NALIVAIKO Janis	192	192	196	140	205	189	1114	185,67
	LAGUNOVVS Vladimirs	191	191	153	160	180	158	1033	172,17
	GILBERT Ainars	0	0	0	0	0	0	0	0,00
		<b>958</b>	<b>886</b>	<b>917</b>	<b>874</b>	<b>969</b>	<b>832</b>	<b>5436</b>	<b>181,20</b>

Pos.	Name	Game 1	Game 2	Game 3	Game 4	Game 5	Game 6	Total	Average
<b>13.</b>	<b>CZECH REP</b>								
	MAROUS Martin	168	245	172	157	189	197	1128	188,00
	JUNGMANN Jiri	196	180	166	209	155	170	1076	179,33
	DRAHOS Thomas	198	191	173	172	207	140	1081	180,17
	ZEMAN Jan	164	171	191	181	188	153	1048	174,67
	VOHRYZKA Jaromir	205	189	161	219	178	143	1095	182,50
		0	0	0	0	0	0	0	0,00
		<b>931</b>	<b>976</b>	<b>863</b>	<b>938</b>	<b>917</b>	<b>803</b>	<b>5428</b>	180,93
<b>14.</b>	<b>CYPRUS</b>								
	LOIZOU Nikos	213	193	193	177	147	204	1127	187,83
	CHRISTOU Christakis	223	150	160	131	177	195	1036	172,67
	PAPADOPOULOS Ioannis	168	166	202	130	164	151	981	163,50
	METHODIOU Methodios	126	158	163	134	162	157	900	150,00
	IAKOVIDIS Panikos	182	214	161	205	204	160	1126	187,67
		0	0	0	0	0	0	0	0,00
		<b>912</b>	<b>881</b>	<b>879</b>	<b>777</b>	<b>854</b>	<b>867</b>	<b>5170</b>	172,33
<b>15.</b>	<b>ESTONIA</b>								
	OJAMETS Teet	159	170	186	165	147	129	956	159,33
	POLDSAMM Pritt	236	161	166	201	155	181	1100	183,33
	HOLBERG Sander	182	153	204	131	135	135	940	156,67
	JÖGI Erki	191	183	171	165	133	181	1024	170,67
	KARINDI Fredi	223	216	176	160	143	143	1061	176,83
		0	0	0	0	0	0	0	0,00
		<b>991</b>	<b>883</b>	<b>903</b>	<b>822</b>	<b>713</b>	<b>769</b>	<b>5081</b>	169,37
GBR	FORSYTH Matthew	233	223	259	268	268	211	1462	243,67
TUR	BASAK Onder	258	186	217	205	195	202	1263	210,50
CRO	KOLARIC Igor	243	213	212	187	205	185	1245	207,50
BEL	SIMONS Paul	161	163	210	213	217	246	1210	201,67
GBR	LAY Ray	204	233	196	202	155	198	1188	198,00
GER	SCHWARZ Andreas	212	193	213	216	181	166	1181	196,83
FIN	LOPPINEN Markku	224	163	180	198	215	187	1167	194,50
SUI	LEDERMANN THOMAS	201	215	180	183	168	199	1146	191,00
TUR	ASIMOGLU Ilhan	182	164	173	214	190	202	1125	187,50
FIN	EKSTRÖM ALF	144	245	212	205	161	150	1117	186,17
BEL	BARTHOLOME Thomas	142	227	226	177	165	179	1116	186,00
ESP	BONACASA F. Julian	155	221	187	189	160	203	1115	185,83

Pos.	Name	Game 1	Game 2	Game 3	Game 4	Game 5	Game 6	Total	Average
ITA	PARISI Giuseppe	177	207	177	169	214	169	1113	185,50
FIN	KOIVULA Markku	190	181	153	204	190	191	1109	184,83
GBR	BOCKING Philips	163	200	178	194	173	181	1089	181,50
BEL	BARTHOLOME Christophe	228	200	165	196	180	112	1081	180,17
SUI	SCHELLENBERG Reto	150	165	186	203	188	173	1065	177,50
HUN	POPELE Robert	181	173	234	165	129	175	1057	176,17
FRA	GUIBOUX Mikael	203	171	159	208	138	174	1053	175,50
CRO	PUSKADIJA Josip	143	168	169	195	181	188	1044	174,00
CRO	KOLARIC Dimitrije	156	169	183	190	161	172	1031	171,83
NED	RIJPERT Hennie	213	148	159	169	165	167	1021	170,17
TUR	TASKIN Adem	189	180	162	170	153	160	1014	169,00
HUN	EGRI Tiborc	171	156	158	117	210	185	997	166,17
NOR	BOYSEN Rolf Johann	189	159	182	157	152	153	992	165,33
ESP	RODRIGUEZ H. Felix	158	152	150	177	200	142	979	163,17
LAT	GILBERTS Ainars	155	168	158	142	168	170	961	160,17
HUN	SZABO Miklos	150	126	159	141	177	164	917	152,83
ESB	LOPEZ S. Angel L.	154	157	145	134	141	173	904	150,67
ICL	EINARSSON Joel Eidur	128	174	116	168	114	144	844	140,67
ICL	BODVARSSON Bodvar Mar	143	127	101	139	128	135	773	128,83
RUS	AKOPYAN Arsen	253	200	225	0	0	0	678	226,00
UKR	TRUBIN Sergiy	207	192	221	0	0	0	620	206,67
RUS	STEPIN Aleksei	0	0	0	198	216	206	620	206,67
UKR	MAIIER Rostyslav	0	0	0	180	236	181	597	199,00
SWE	DRAPSA Szczepan	171	203	201	0	0	0	575	191,67
POL	PICK Tomasz	193	188	170	0	0	0	551	183,67
GRE	TARLAS Sotiros	0	0	0	179	153	183	515	171,67
SWE	WASE Albin	0	0	0	184	154	172	510	170,00
GRE	ZAFEIROPOULOS Dimitrios	167	181	148	0	0	0	496	165,33
POL	GNYSKA Piotr	0	0	0	150	169	150	469	156,33





### MEN - TEAMS - SEMIFINAL







COUNTRY	GAME 1	GAME 2	GAME 3	SCORE
GERMANY	182	235	X	2
FRANCE	160	227	X	0

COUNTRY	GAME 1	GAME 2	GAME 3	SCORE
RUSSIA	204	182	X	0
UKRAINE	212	202	X	2

### MEN - TEAMS - FINAL

COUNTRY	GAME 1	GAME 2	GAME 3	SCORE
GERMANY	188	162	X	0
UKRAINE	205	222	X	2

MEDALS	NAME	COUNTRY
<b>GOLD</b>	DANYLIUK Vadym DIDORENKO Nazar IALOVEGA Vladyslav MAIIER Rostyslav SHCHERBAKOV Dmytro TRUBIN SERGIY	<b>UKR - UKRAINE</b> 
<b>SILVER</b>	DUDA Daniel KLOTZ Sebastian LINDEMANN Kevin SCHWARZ Andreas VETTER Holger WILDENHAYN Simon	<b>GER - GERMANY</b> 
<b>BRONZE</b>	DROZHBIN Alexey GRIGORYEV Vladimir KHOMUDYAROV Maxim STEPIN Aleksei SAVCHENKO Alexey AKOPYAN Arsen	<b>RUS - RUSSIA</b> 
<b>BRONZE</b>	BARTOUT Ludovic PELICAN Charles DIVOL Frederic DIVOL Alexis BOULLE Didier GUIBOU, Mikael	<b>FRA - FRANCE</b> 



## WOMEN - TEAM - Results



Pos.	Name	Game 1	Game 2	Game 3	Game 4	Game 5	Game 6	Total	Average
<b>1.</b>	<b>RUSSIA</b>								
	LOTINA Olga	177	236	188	203	209	201	1214	202,33
	SHUBYREVA Mariia	191	237	180	192	191	240	1231	205,17
	KORABLINOVA Nadezda	170	219	172	177	214	226	1178	196,33
	MAKAROVA Daria	163	195	170	0	0	0	528	176,00
	PARITS Dina	195	180	256	144	216	216	1207	201,17
	SHAKHBAZIAN Nadezhda	0	0	0	227	203	181	611	203,67
		<b>896</b>	<b>1067</b>	<b>966</b>	<b>943</b>	<b>1033</b>	<b>1064</b>	<b>5969</b>	198,97
<b>2.</b>	<b>UKRAINE</b>								
	DIACHENKO Alla	178	171	222	178	127	195	1071	178,50
	ZHUKOVA Aanzhelika	165	183	165	155	179	136	983	163,83
	VELYCHKO Daryna	169	171	165	211	117	190	1023	170,50
	BOLTOVNINA Olena	194	183	166	197	183	220	1143	190,50
	KOVALCHUK Kateryna	228	191	168	236	212	171	1206	201,00
	TRUBINA Liudmyla	0	0	0	0	0	0	0	0,00
		<b>934</b>	<b>899</b>	<b>886</b>	<b>977</b>	<b>818</b>	<b>912</b>	<b>5426</b>	180,87
<b>3.</b>	<b>ITALY</b>								
	TORRISI Giuseppa	184	144	203	196	193	183	1103	183,83
	TIRELLI Maria	163	173	158	168	156	181	999	166,50
	JEMEJ Claudia	155	136	151	119	171	135	867	144,50
	MAIALE Anna	191	188	167	159	212	193	1110	185,00
	FODERA Bendetta	186	179	143	186	179	227	1100	183,33
	CAMPO Eliana	0	0	0	0	0	0	0	0,00
		<b>879</b>	<b>820</b>	<b>822</b>	<b>828</b>	<b>911</b>	<b>919</b>	<b>5179</b>	172,63
<b>4.</b>	<b>GREECE</b>								
	BERTI Themis	163	211	199	178	172	163	1086	181,00
	IOANNIDI Christina	171	111	168	129	145	154	878	146,33
	MITSIKA Evangelia	155	171	159	161	121	157	924	154,00
	FERMANI Evgenia	191	179	161	145	142	157	975	162,50
	KARAPASIA Chrysi	174	161	211	182	139	184	1051	175,17
	TSIONAKA Garyfalia	0	0	0	0	0	0	0	0,00
		<b>854</b>	<b>833</b>	<b>898</b>	<b>795</b>	<b>719</b>	<b>815</b>	<b>4914</b>	163,80

Pos.	Name	Game 1	Game 2	Game 3	Game 4	Game 5	Game 6	Total	Average
<b>5.</b>	<b>SWEDEN</b>								
	ULFSPARRE Eva	135	162	182	137	178	205	999	166,50
	DAHLBERG Ann-Charlotte	170	154	158	166	192	186	1026	342,00
	SHADABI Mairi	143	166	170	171	156	148	954	159,00
	KARLSSON Annelie	137	168	146	158	159	170	938	156,33
	ERIKSSON Mari	148	149	191	149	165	164	966	161,00
		0	0	0	0	0	0	0	0,00
		<b>733</b>	<b>799</b>	<b>847</b>	<b>781</b>	<b>850</b>	<b>873</b>	<b>4883</b>	<b>162,77</b>
<b>6.</b>	<b>POLAND</b>								
	MILO Marta	160	149	146	163	141	138	897	149,50
	KOZLOWSKA Magdalena	149	131	124	0	0	0	404	134,67
	KOCHANIEC Ewelina	165	145	140	155	135	180	920	153,33
	DABKOWSKA EWA	124	150	171	222	203	189	1059	176,50
	PALACZ Aleksandra	149	167	139	168	166	177	966	161,00
	ZALEWSKA Marta	0	0	0	135	123	162	420	140,00
		<b>747</b>	<b>742</b>	<b>720</b>	<b>843</b>	<b>768</b>	<b>846</b>	<b>4666</b>	<b>155,53</b>
GER	RITTER Marina	211	152	195	201	204	216	1179	196,50
CZE	KLOFACOVA Katerina	166	214	219	164	189	156	1108	184,67
NOR	LORENTZEN Ine	194	211	165	183	151	182	1086	181,00
FRA	SCELLIER Aurelie	192	163	161	225	170	168	1079	179,83
FIN	RANTALA Sari	199	188	166	182	170	170	1075	179,17
ICL	MAGNUSDOTTIR Ragna Gudrun	206	178	196	161	154	168	1063	177,17
FIN	KANTOLA Arja	203	179	200	183	168	126	1059	176,50
NED	KIEBOOM ANNETTE	198	164	171	183	169	164	1049	174,83
NOR	NILSEN Trude	161	174	193	142	190	186	1046	174,33
CZE	MALEROVA Pavlina	157	197	178	130	178	197	1037	172,83
ICL	OLADOTTIR Anna Kirstin	155	171	190	179	193	139	1027	171,17
EST	LUIK Sirie	162	183	205	174	141	138	1003	167,17
LAT	VALDMANE Anita	182	145	200	148	125	202	1002	167,00
SUI	TAVAGLIONE-R. Vanessa	192	171	131	106	204	193	997	166,17
SUI	BUEHLER Brigitte	163	175	199	113	146	183	979	163,17
FIN	LINTULA Satu	163	119	160	195	152	173	962	160,33
TUR	GULEN Zehra A.	180	126	161	156	149	189	961	160,17
UKR	TRUBINA Liudmyla	164	135	155	123	184	190	951	158,50
NED	MOITY-LILLUKKA Liisa	145	164	167	168	136	161	941	156,83
GRE	TSIONAKA Garyfalia	139	134	136	210	146	172	937	156,17

Pos.	Name	Game 1	Game 2	Game 3	Game 4	Game 5	Game 6	Total	Average
SUI	MACHOUD Rani	131	138	157	197	142	170	935	155,83
TUR	KORKMAZ Feride	146	171	150	152	160	150	929	154,83
GER	YORULMAZ Semra	155	163	163	101	148	185	915	152,50
NED	ZOOMER Anja	158	167	156	127	106	198	912	152,00
ESP	GONZALEZ A. Rosa	118	144	131	145	215	159	912	152,00
ITA	CAMPO Eliana	173	157	163	146	123	144	906	151,00
NED	DUIVENVOORDEN Ria	134	172	150	160	130	147	893	148,83
ICL	GOMES Ana Rita	140	154	149	159	164	124	890	148,33
CZE	VOHRYZKOVA Dasa	139	123	167	155	143	161	888	148,00
GER	HERBST Madita	120	137	139	137	151	195	879	146,50
TUR	TAMYUREK Elvan	169	124	140	118	139	169	859	143,17
LAT	OZOLA Ilona	111	173	119	147	149	150	849	141,50
SUI	ROSSINI LAETITIA	134	127	101	140	168	123	793	132,17
HUN	KOVACS Eva	120	101	117	145	123	146	752	125,33
HUN	REIDER Ilona	130	110	134	132	135	138	779	129,83
RUS	SHAKHBAZIAN Nadezhda	227	180	219	0	0	0	626	208,67
RUS	MAKAROVA Daria	0	0	0	193	168	188	549	183,00
POL	ZALEWSKA Marta	158	147	170	0	0	0	475	158,33



### WOMEN - TEAMS - SEMIFINAL







COUNTRY	GAME 1	GAME 2	GAME 3	SCORE
RUSSIA	162	147	184	2
GREECE	166	127	177	1

COUNTRY	GAME 1	GAME 2	GAME 3	SCORE
UKRAINE	151	225	116	1
ITALY	157	135	166	2

### WOMEN - TEAMS - FINAL

COUNTRY	GAME 1	GAME 2	GAME 3	SCORE
RUSSIA	236	177	X	2
ITALY	168	139	X	0

MEDALS	NAME	COUNTRY
<b>GOLD</b>	KORABLINOVA Nadezda	<b>RUS - Russia</b> 
	LOTINA Olga	
	MAKAROVA Daria	
	PARITS Dina	
	SHAKHBAZIAN Nadezhda	
	SHUBYREVA Mariia	
<b>SILVER</b>	TIRELLI MARIA	<b>ITA - ITALY</b> 
	TORRISI Giuseppa	
	MAIALE Anna	
	FODERA Benedetta	
	JERNEJ Claudia	
	CAMPO Eliana	
<b>BRONZE</b>	BOLTOVNINA Olena	<b>UKR - UKRAINE</b> 
	DIACHENKO Alla	
	KOVALCHUK Kateryna	
	TRUBINA Liudmyia	
	VELYCHKO Daryna	
	ZHUKOVA Anzhelika	
<b>BRONZE</b>	BERTI Themis	<b>GRE - GREECE</b> 
	FERMANI Evgenia	
	IOANNIDI Christina	
	KARAPASIA Chrysi	
	MITSIKA Evangelia	
	TSIONAKA Garyfalia	



## Men All Event Results






Pos.	NAME	Ctry	SINGLE TOTAL	DOUBLE TOTAL	TRIO TOTAL	TEAM TOTAL	TOTAL	Average
1	WILDENHAYN Simon	GER	1296	1370	1420	1274	<b>5360</b>	223,33
2	FORSYTH Matthew	GBR	1240	1331	1316	1462	<b>5349</b>	222,88
3	IALOVEGA Vladyslav	UKR	1279	1315	1394	1279	<b>5267</b>	219,46
4	BASAK Onder	TUR	1402	1349	1247	1263	<b>5261</b>	219,21
5	SACCHI Davide	ITA	1159	1448	1284	1276	<b>5167</b>	215,29
6	KHOMUDYAROV Maxim	RUS	1339	1307	1349	1169	<b>5164</b>	215,17
7	BARTOUT Ludovic	FRA	1154	1363	1289	1295	<b>5101</b>	212,54
8	DUDA Daniel	GER	1225	1331	1272	1254	<b>5082</b>	211,75
9	DANYLIUK Vadym	UKR	1221	1334	1251	1261	<b>5067</b>	211,13
10	VETTER Holger	GER	1328	1283	1292	1163	<b>5066</b>	211,08
11	GRIGOREV Vladimir	RUS	1215	1304	1237	1277	<b>5033</b>	209,71
12	LINDEMANN Kevin	GER	1357	1190	1202	1257	<b>5006</b>	208,58
13	MAIHER Rostyslav	UKR	1336	1221	1299	1137	<b>4993</b>	208,04
14	BOCQUET Pierre	DEN	1328	1269	1169	1207	<b>4973</b>	207,21
15	DROZHBIN Aleksei	RUS	1171	1247	1253	1291	<b>4962</b>	206,75
16	STEPIN Aleksei	RUS	1192	1223	1334	1210	<b>4959</b>	206,63
17	SZYMCZAK Pawel	POL	1209	1300	1298	1058	<b>4865</b>	202,71
18	ILIAKIS Ioannis	GRE	1200	1191	1238	1216	<b>4845</b>	201,88
19	ZAREK Tomasz	POL	1234	1156	1225	1225	<b>4840</b>	201,67
20	NISSON J. Ulf	SWE	1240	1267	1136	1190	<b>4833</b>	201,38
21	BOULLE Didier	FRA	1214	1259	1132	1224	<b>4829</b>	201,21
22	DUIVENVOORDEN Joost	NED	1026	1192	1244	1360	<b>4822</b>	200,92
23	AKOPYAN Arsen	RUS	1170	1170	1223	1255	<b>4818</b>	200,75
24	KATSAGNIS Konstantino	GRE	1167	1162	1397	1088	<b>4814</b>	200,58
25	ASMIOGLU Ilhan	TUR	1213	1286	1178	1125	<b>4802</b>	200,08
26	MONTEROSSO Paolo	ITA	1231	1258	1201	1099	<b>4789</b>	199,54
27	LAY Ray	GBR	1140	1265	1186	1188	<b>4779</b>	199,13
28	SHCHERBAKOV Dmytro	UKR	1182	1058	1288	1241	<b>4769</b>	198,71
29	FLINK Fredric Tesface	SWE	1241	1194	1140	1191	<b>4766</b>	198,58
30	TRONCHI Nadir	ITA	1198	1159	1241	1160	<b>4758</b>	198,25
31	LOIZOU Nikos	CYP	1208	1278	1139	1127	<b>4752</b>	198,00
32	BARTHOLOME Christophe	BEL	1198	1236	1227	1081	<b>4742</b>	197,58
33	KOLARIC Igor	CRO	1071	1243	1177	1245	<b>4736</b>	197,33
34	TAGLIATA Vincenzo	ITA	1204	1093	1194	1230	<b>4721</b>	196,71
35	PONIROS Konstantinos	GRE	1264	1175	1066	1203	<b>4708</b>	196,17
36	SIMONS Paul	BEL	1128	1207	1147	1210	<b>4692</b>	195,50
37	SHELLENBERG Reto	SUI	1135	1226	1264	1065	<b>4690</b>	195,42
38	TSOLKANAKIS Christos	GRE	1131	1165	1284	1095	<b>4675</b>	194,79
39	SAVCHENKO Aleksei	RUS	1259	1172	1108	1136	<b>4675</b>	194,79
40	JORGENSEN Peter Frank	DEN	1200	1214	1140	1095	<b>4649</b>	193,71
41	ARTH Oliver	AUT	1159	1117	1217	1147	<b>4640</b>	193,33
42	LAGUNOVS Vladimirs	LAT	1282	1168	1154	1033	<b>4637</b>	193,21
43	IAKOVIDIS Panikos	CYP	1038	1177	1289	1126	<b>4630</b>	192,92
44	VOHRYZKA Jaromir	CZE	1175	1148	1206	1095	<b>4624</b>	192,67
45	SZCZESNY Grzegorz	POL	1114	1130	1189	1186	<b>4619</b>	192,46
46	NISES Daniel	SWE	1195	1153	1100	1169	<b>4617</b>	192,38
47	LOPPINEN Markku	FIN	1224	1145	1078	1167	<b>4614</b>	192,25
48	SCHWARZ Andreas	GER	1102	1254	1064	1181	<b>4601</b>	191,71
49	KLOTZ Sebastian	GER	1148	1020	1282	1150	<b>4600</b>	191,67



Pos.	NAME	Ctry	SINGLE TOTAL	DOUBLE TOTAL	TRIO TOTAL	TEAM TOTAL	TOTAL	Average
50	VAGNER Steen	DEN	1170	1108	1172	1137	<b>4587</b>	191,13
51	BERGMEISTER Siegfried	AUT	1238	1093	1123	1130	<b>4584</b>	191,00
52	HJALMARSSON Pierre	SWE	1096	1195	1169	1116	<b>4576</b>	190,67
53	PARISI Giuseppe	ITA	1137	1242	1082	1113	<b>4574</b>	190,58
54	BARTHOLOME Thomas	BEL	1236	1138	1075	1116	<b>4565</b>	190,21
55	LEDERMANN Thomas	SUI	1075	1216	1124	1146	<b>4561</b>	190,04
56	DRAPSA Szczepan	SWE	1176	1176	1106	1096	<b>4554</b>	189,75
57	DIDORENKO Nazar	UKR	1150	1077	1098	1219	<b>4544</b>	189,33
58	STRITZKI Thomas	AUT	1242	1009	1151	1137	<b>4539</b>	189,13
59	DIVOL Alexis	FRA	987	1197	1168	1178	<b>4530</b>	188,75
60	GIACUBBO DOMENICO	ITA	1075	1115	1217	1115	<b>4522</b>	188,42
61	EKSTRÖM Alf	FIN	1130	1098	1171	1117	<b>4516</b>	188,17
62	PRETORIUS Bartosz	POL	1190	1120	1112	1084	<b>4506</b>	187,75
63	DIVOL Frederic	FRA	1088	1111	1054	1223	<b>4476</b>	186,50
64	KOIVULA Markku	FIN	1079	1166	1103	1109	<b>4457</b>	185,71
65	GABRANS Girts	LAT	1100	1209	1024	1083	<b>4416</b>	184,00
66	ZAFEIROPOULOS Dimitrio	GRE	1206	1177	1029	1001	<b>4413</b>	183,88
67	NALIVAIKO Janis	LAT	1033	1138	1120	1114	<b>4405</b>	183,54
68	BONCASA F. Julian	ESP	1081	1135	1056	1115	<b>4387</b>	182,79
69	DUKURS Maris	LAT	1078	1051	1083	1167	<b>4379</b>	182,46
70	STOCKREITER Gerhard	AUT	1054	1134	1015	1154	<b>4357</b>	181,54
71	DRAHOS Thomas	CZE	1134	1139	985	1081	<b>4339</b>	180,79
72	TRUBIN Sergiy	UKR	1027	1081	1133	1096	<b>4337</b>	180,71
73	PUSKADIJA Josip	CRO	1111	1069	1112	1044	<b>4336</b>	180,67
74	RYSGAARD Carsten	DEN	1084	1144	1046	1059	<b>4333</b>	180,54
75	ZEMAN JAN	CZE	1191	1073	1013	1048	<b>4325</b>	180,21
76	JUNGMAN Jiri	CZE	987	1137	1122	1076	<b>4322</b>	180,08
77	MAROUS Martin	CZE	1111	984	1082	1128	<b>4305</b>	179,38
78	BOYSEN Rolf Johan	NOR	1148	1044	1119	992	<b>4303</b>	179,29
79	van NIFTERIK Andre	NED	1065	1014	1075	1148	<b>4302</b>	179,25
80	van VLIET Robin	NED	1082	1015	1052	1137	<b>4286</b>	178,58
81	TARLAS Sotirios	GRE	970	1018	1240	1040	<b>4268</b>	177,83
82	PRIEMS Gerard	NED	1106	1065	1045	1043	<b>4259</b>	177,46
83	CHRISTOU Christakis	CYP	1139	981	1097	1036	<b>4253</b>	177,21
84	PELICAN Charles	FRA	1202	935	1026	1075	<b>4238</b>	176,58
85	GUIBOUX Mikael	FRA	1044	1054	1069	1053	<b>4220</b>	175,83
86	GNYSKA Piotr	POL	1158	1071	1004	965	<b>4198</b>	174,92
87	POLDSAMM Pritt	EST	1026	979	1082	1100	<b>4187</b>	174,46
88	PICK Tomasz	POL	978	1043	1102	1060	<b>4183</b>	174,29
89	WASE Albin	SWE	918	1068	1188	994	<b>4168</b>	173,67
90	JENSEN Flemming	DEN	976	1051	1075	1064	<b>4166</b>	173,58
91	KARINDI Fredi	EST	1041	926	1136	1061	<b>4164</b>	173,50
92	TASKIN Adem	TUR	1000	1121	1000	1014	<b>4135</b>	172,29
93	DUSCHET Günther	AUT	997	1049	1030	1052	<b>4128</b>	172,00
94	POPELE Robert	HUN	977	884	1207	1057	<b>4125</b>	171,88
95	KOLARIC Dimitrije	CRO	1035	973	1054	1031	<b>4093</b>	170,54
96	BOCKING Philip	GBR	937	1020	1045	1089	<b>4091</b>	170,46
97	OJAMETS Teet	EST	1003	1085	1017	956	<b>4061</b>	169,21
98	JÖGI Erki	EST	985	987	1034	1024	<b>4030</b>	167,92
99	PAPADOPOULOS Ioannis	CYP	1082	915	1002	981	<b>3980</b>	165,83
100	BEISONS Guntars	LAT	1009	956	923	1039	<b>3927</b>	163,63
101	RIJPERT Hennie	NED	957	986	961	1021	<b>3925</b>	163,54
102	PONT Paul	NED	948	956	962	1042	<b>3908</b>	162,83
103	EGRI Tiborc	HUN	978	961	945	997	<b>3881</b>	161,71

Pos.	NAME	Ctry	SINGLE TOTAL	DOUBLE TOTAL	TRIO TOTAL	TEAM TOTAL	TOTAL	Average
104	RODRIGUEZ H. Felix	ESP	895	1012	915	979	<b>3801</b>	158,38
105	HOLBERG Sander	EST	908	997	879	940	<b>3724</b>	155,17
106	METHODIOU Methodios	CYP	958	856	990	900	<b>3704</b>	154,33
107	GILBERTS Ainars	LAT	892	875	921	961	<b>3649</b>	152,04
108	LOPEZ S. Angel L.	ESP	878	841	926	904	<b>3549</b>	147,88
109	SZABO Miklos	HUN	820	773	865	917	<b>3375</b>	140,63
110	EINARSSON Joel Eidur	ICL	882	875	741	844	<b>3342</b>	139,25
111	BODVARSSON Bodvar Mar	ICL	847	809	782	773	<b>3211</b>	133,79
112	GUMBRYNS Kestutis	LTU	1212	1140	1026	0	<b>3378</b>	187,67
113	ANDREIKENAS Andrius	LTU	1067	1152	1142	0	<b>3361</b>	186,72
114	VAITEKUNAS Romanas	LTU	1095	1128	1104	0	<b>3327</b>	184,83
115	ANDREIKENAS Dovydas	LTU	986	1137	903	0	<b>3026</b>	168,11
116	LAUMETS Jaan	GBR	1069	916	978	0	<b>2963</b>	164,61
117	BEZENCON Oliver	SUI	867	0	0	0	<b>867</b>	144,50

MEDALS	NAME	COUNTRY
GOLD	WILDENHAYN Simon	GER - GERMANY 
SILVER	FORSYTH Matthew	GBR - GREAT BRITAIN 
BRONZE	IALOVEGA Vladyslav	UKR - UKRAINE 






## Women All Event Results



Pos.	NAME	Ctry	SINGLE TOTAL	DOUBLE TOTAL	TRIO TOTAL	TEAM TOTAL	TOTAL	Average
1	KOVALCHUK Kateryna	UKR	1237	1334	1268	1206	<b>5045</b>	210,21
2	LOTINA Olga	RUS	1333	1145	1284	1214	<b>4976</b>	207,33
3	PARITS Dina	RUS	1129	1134	1222	1207	<b>4692</b>	195,50
4	SHUBYREVA Mariia	RUS	1069	1133	1151	1231	<b>4584</b>	191,00
5	KORABLINOVA Nadezda	RUS	1164	1131	1094	1178	<b>4567</b>	190,29
6	BOLTOVNINA Olena	UKR	1092	1100	1118	1143	<b>4453</b>	185,54
7	DIACHENKO Alla	UKR	1110	1121	1137	1071	<b>4439</b>	184,96
8	VELYCHKO Daryna	UKR	1142	1122	1150	1023	<b>4437</b>	184,88
9	KLOFACOVA Katerina	CZE	1127	1054	1132	1108	<b>4421</b>	184,21
10	BERTI Themis	GRE	1114	1115	1080	1086	<b>4395</b>	183,13
11	LORENTZEN Ine	NOR	994	1116	1154	1086	<b>4350</b>	181,25
12	MAKAROVA Daria	RUS	1117	1172	982	1077	<b>4348</b>	181,17
13	TORRISI Giuseppa	ITA	1014	1064	1140	1103	<b>4321</b>	180,04
14	RITTER Marina	GER	996	1053	1080	1179	<b>4308</b>	179,50
15	SHAKHBAZIAN Nadezhda	RUS	1043	969	1048	1237	<b>4297</b>	179,04
16	ZHUKOVA Anzhelika	UKR	970	1122	1196	983	<b>4271</b>	177,96
17	FODERA Bendetta	ITA	1028	995	1122	1100	<b>4245</b>	176,88
18	SCELLIER Aurelie	FRA	1130	994	1036	1079	<b>4239</b>	176,63
19	MALEROVA Pavlina	CZE	1046	1038	1112	1037	<b>4233</b>	176,38
20	DAHLBERG Ann-Charlotte	SWE	1044	1096	1063	1026	<b>4229</b>	176,21
21	MAIALE Anna	ITA	1030	1047	1021	1110	<b>4208</b>	175,33
22	ULFSPARRE Eva	SWE	984	1070	1153	999	<b>4206</b>	175,25
23	NILSEN Trude	NOR	989	1045	1102	1046	<b>4182</b>	174,25
24	MAGNUSDOTTIR Ragna Gud	ICL	1077	1002	1039	1063	<b>4181</b>	174,21
25	KANTOLA Arja	FIN	1041	1021	1050	1059	<b>4171</b>	173,79
26	PALACZ Aleksandra	POL	1047	1085	1042	966	<b>4140</b>	172,50
27	BUEHLER Brigitte	SUI	1130	1039	980	979	<b>4128</b>	172,00
28	IOANNIDI Christina	GRE	1086	1085	1029	878	<b>4078</b>	169,92
29	VALDMANE Anita	LAT	1003	1016	1056	1002	<b>4077</b>	169,88
30	TRUBINA Liudmyla	UKR	1024	1045	1055	951	<b>4075</b>	169,79
31	DABKOWSKA Ewa	POL	1030	958	1027	1059	<b>4074</b>	169,75
32	RANTALA Sari	FIN	1069	930	991	1075	<b>4065</b>	169,38
33	OLADOTTIR Anna Kristin	ICL	1000	1042	990	1027	<b>4059</b>	169,13
34	SHADABI Mairi	SWE	1004	1067	1006	954	<b>4031</b>	167,96
35	TIRELLI Maria	ITA	1018	1020	943	999	<b>3980</b>	165,83
36	KIEBOOM Annette	NED	953	1021	944	1049	<b>3967</b>	165,29
37	HERBST Madita	GER	1083	971	1000	879	<b>3933</b>	163,88
38	FERMANI Evgenia	GRE	961	928	1058	975	<b>3922</b>	163,42
39	MITSIKA Evangelia	GRE	971	1040	976	924	<b>3911</b>	162,96
40	KARAPASIA Chrysi	GRE	915	936	1006	1051	<b>3908</b>	162,83
41	MILO Marta	POL	1046	969	941	897	<b>3853</b>	160,54
42	MACHOUD Rani	SUI	1061	966	888	935	<b>3850</b>	160,42
43	LUIK Sirie	EST	912	990	942	1003	<b>3847</b>	160,29
44	ERIKSSON Mari	SWE	979	911	965	966	<b>3821</b>	159,21
45	KARLSSON Annelie	SWE	972	974	930	938	<b>3814</b>	158,92
46	LINTULA Satu	FIN	990	1002	858	962	<b>3812</b>	158,83
47	TSIONAKA Garyfalia	GRE	949	941	984	937	<b>3811</b>	158,79
48	TAVAGLIONE-R. Vanessa	SUI	961	944	902	997	<b>3804</b>	158,50
49	KOCHANIEC Ewelina	POL	983	931	951	920	<b>3785</b>	157,71

Pos.	NAME	Ctry	SINGLE TOTAL	DOUBLE TOTAL	TRIO TOTAL	TEAM TOTAL	TOTAL	Average
50	GONZALEZ A. Rosa	ESP	889	931	1017	912	<b>3749</b>	156,21
51	ZOOMER Anja	NED	921	871	1041	912	<b>3745</b>	156,04
52	MOITY-LILLUKKA Liisa	NED	946	910	946	941	<b>3743</b>	155,96
53	DUIVENVOORDEN Ria	NED	912	941	967	893	<b>3713</b>	154,71
54	GOMES Ana Rita	ICL	918	904	952	890	<b>3664</b>	152,67
55	GULEN Zehra A.	TUR	835	938	885	961	<b>3619</b>	150,79
56	JERNEJ Claudia	ITA	880	896	968	867	<b>3611</b>	150,46
57	YORULMAZ Semra	GER	921	876	865	915	<b>3577</b>	149,04
58	KORKMAZ Feride	TUR	889	830	924	929	<b>3572</b>	148,83
59	VOHRYZKOVA Dasa	CZE	913	939	809	888	<b>3549</b>	147,88
60	CAMPO Eliana	ITA	875	889	858	906	<b>3528</b>	147,00
61	KOZLOWSKA Magdalena	POL	884	897	882	860	<b>3523</b>	167,76
62	ZALEWSKA Marta	POL	944	907	733	895	<b>3479</b>	144,96
63	OZOLA Ilona	LAT	829	792	884	849	<b>3354</b>	139,75
64	ROSSINI Laetitia	SUI	853	784	811	793	<b>3241</b>	135,04
65	TAMYUREK Elvan	TUR	775	836	766	859	<b>3236</b>	134,83
66	REIDER Ilona	HUN	793	760	699	779	<b>3031</b>	126,29
67	KOVACS Eva	HUN	673	627	726	752	<b>2778</b>	115,75
68	CALIFF-NILSSON Liliann	SWE	808	745	746	0	<b>2299</b>	127,72

MEDALS	NAME	COUNTRY	
GOLD	KOVALCHUK Kateryna	UKR - UKRAINE	
SILVER	LOTINA Olga	RUS - RUSSIA	
BRONZE	PARITS Dina	RUS - RUSSIA	



## MASTER MEN - 1. ROUND



LANE	COUNTRY	NAME	GAME 1	GAME 2	GAME 3	SCORE
11	UKR	DANYLIUK Vadym	189	192	X	0
12	GRE	KATSAGNIS Konstantino	205	258	X	2

LANE	COUNTRY	NAME	GAME 1	GAME 2	GAME 3	SCORE
9	GER	VETTER Holger	177	187	X	0
10	RUS	AKOPYAN Arsen	194	190	X	2

LANE	COUNTRY	NAME	GAME 1	GAME 2	GAME 3	SCORE
13	RUS	GRIGOREV Vladimir	234	210	X	2
14	NED	DUIVENVOORDEN Joost	216	209	X	0

LANE	COUNTRY	NAME	GAME 1	GAME 2	GAME 3	SCORE
7	GER	LINDEMANN Kevin	176	202	203	2
8	FRA	BOULLE Didier	203	129	167	1

LANE	COUNTRY	NAME	GAME 1	GAME 2	GAME 3	SCORE
15	UKR	MAIIER Rostyslav	212	214	X	2
16	SWE	NILSSON J. Ulf	191	149	X	0

LANE	COUNTRY	NAME	GAME 1	GAME 2	GAME 3	SCORE
5	DEN	BOCQUET Pierre	205	161	X	0
6	POL	ZAREK Tomasz	222	178	X	2

LANE	COUNTRY	NAME	GAME 1	GAME 2	GAME 3	SCORE
17	RUS	DROZHBIN Aleksei	209	183	X	0
18	GRE	ILIAKIS Ioannis	223	187	X	2

LANE	COUNTRY	NAME	GAME 1	GAME 2	GAME 3	SCORE
3	RUS	STEPIN Aleksei	217	245	X	2
4	POL	SZYMCZAK Pawel	185	191	X	0



## MASTER MEN - 2. ROUND



LANE	COUNTRY	NAME	GAME 1	GAME 2	GAME 3	SCORE
29	GER	WILDENHAYN Simon	248	205	248	2
30	GRE	KATSAGNIS Konstantinos	245	216	185	1

LANE	COUNTRY	NAME	GAME 1	GAME 2	GAME 3	SCORE
27	GBR	FORSYTH Matthew	195	215	X	2
28	RUS	AKOPYAN Arsen	179	163	X	0

LANE	COUNTRY	NAME	GAME 1	GAME 2	GAME 3	SCORE
31	UKR	IALOVEGA Vladyslav	205	186	X	2
32	POL	ZAREK Tomasz	166	175	X	0

LANE	COUNTRY	NAME	GAME 1	GAME 2	GAME 3	SCORE
25	TUR	BASAK Onder	172	197	X	0
26	GRE	ILIAKIS Ioannis	174	199	X	2

LANE	COUNTRY	NAME	GAME 1	GAME 2	GAME 3	SCORE
33	ITA	SACCHI Davide	204	268	194	1
34	RUS	STEPHIN Aleksei	222	222	222	2

LANE	COUNTRY	NAME	GAME 1	GAME 2	GAME 3	SCORE
23	RUS	KHOMUDYAROV Maxim	267	186	X	0
24	UKR	MAIER Rostyslav	269	213	X	2


LANE	COUNTRY	NAME	GAME 1	GAME 2	GAME 3	SCORE
35	FRA	BARTOUT Ludovic	236	203	X	2
36	GER	LINDEMANN Kevin	232	202	X	0

LANE	COUNTRY	NAME	GAME 1	GAME 2	GAME 3	SCORE
21	GER	DUDA Daniel	237	203	224	2
22	RUS	GRIGOREV Vladimir	245	184	213	1





## MASTER MEN - QUARTERFINAL



LANE	COUNTRY	NAME	GAME 1	GAME 2	GAME 3	SCORE
3	FRA	BARTOUT Ludovic	210	201	X	0
4	GER	DUDA Daniel	259	224	X	2

LANE	COUNTRY	NAME	GAME 1	GAME 2	GAME 3	SCORE
5	GBR	FORSYTH Matthew	212	138	X	0
6	RUS	STEPHIN Aleksei	258	213	X	2

LANE	COUNTRY	NAME	GAME 1	GAME 2	GAME 3	SCORE
7	GER	WILDENHAYN Simon	207	193	203	2
8	GRE	ILIAKIS Ioannis	191	210	191	1

LANE	COUNTRY	NAME	GAME 1	GAME 2	GAME 3	SCORE
9	UKR	IALOVEGA Vladyslav	289	207	254	2
10	UKR	MAIER Rostyslav	196	216	212	1



## MASTER MEN - SEMIFINAL

LANE	COUNTRY	NAME	GAME 1	GAME 2	GAME 3	SCORE
5	GER	WILDENHAYN Simon	182	217	X	2
6	RUS	STEPHIN Aleksei	181	177	X	0

LANE	COUNTRY	NAME	GAME 1	GAME 2	GAME 3	SCORE
7	GER	DUDA Daniel	196	163	X	0
8	UKR	IALOVEGA Vladyslav	225	226	X	2

## MASTER MEN - FINAL

LANE	COUNTRY	NAME	GAME 1	GAME 2	GAME 3	SCORE
11	GER	WILDENHAYN Simon	254	214	203	2
12	UKR	IALOVEGA Vladyslav	215	258	194	1

MEDALS	NAME	COUNTRY
GOLD	WILDENHAYN Simon	GER - GERMANY 
SILVER	IALOVEGA Vladyslav	UKR - UKRAINE 
BRONZE	DUDA Daniel	GER - GERMANY 
BRONZE	STEPHIN Aleksei	RUS - RUSSIA 



## MASTER WOMEN - 1. ROUND



LANE	COUNTRY	NAME	GAME 1	GAME 2	GAME 3	SCORE
29	CZE	KLOFACOVA Katerina	162	214	143	1
30	ICL	MAGNUSDOTTIR Ragna Gud	195	153	187	2

LANE	COUNTRY	NAME	GAME 1	GAME 2	GAME 3	SCORE
27	GRE	BERTI Themis	194	188	X	2
28	NOR	NILSEN Trude	176	172	X	0

LANE	COUNTRY	NAME	GAME 1	GAME 2	GAME 3	SCORE
31	NOR	LORENTZEN Ine	190	166	224	2
32	SWE	ULFSPARRE Eva	178	185	171	1

LANE	COUNTRY	NAME	GAME 1	GAME 2	GAME 3	SCORE
25	RUS	MAKAROVA Daria	206	213	180	1
26	ITA	MAIALE Anna	226	179	187	2

LANE	COUNTRY	NAME	GAME 1	GAME 2	GAME 3	SCORE
33	ITA	TORRISI Giuseppa	204	158	152	1
34	SWE	DAHLBERG Ann-Charlotte	180	181	201	2

LANE	COUNTRY	NAME	GAME 1	GAME 2	GAME 3	SCORE
23	GER	RITTER Marina	256	155	197	2
24	CZE	MALEROVA Pavlina	160	177	164	1

LANE	COUNTRY	NAME	GAME 1	GAME 2	GAME 3	SCORE
35	RUS	SHAKHBAZIAN Nadezha	202	192	X	2
36	FRA	SCELLIER Aurelie	148	155	X	0

LANE	COUNTRY	NAME	GAME 1	GAME 2	GAME 3	SCORE
21	UKR	ZHUKOVA Anzhelika	241	190	X	2
22	ITA	FODERA Bendetta	179	139	X	0



## MASTER WOMEN - 2. ROUND



LANE	COUNTRY	NAME	GAME 1	GAME 2	GAME 3	SCORE
11	UKR	KOVALCHUK, Kateryna	205	200	X	2
12	ICL	MAGNUSDOTTIR, Ragna	174	147	X	0

LANE	COUNTRY	NAME	GAME 1	GAME 2	GAME 3	SCORE
9	RUS	LOTINA, Olga	220	222	X	2
10	ITA	MAIALE, Anna	162	182	X	0

LANE	COUNTRY	NAME	GAME 1	GAME 2	GAME 3	SCORE
13	RUS	PARTIS, Dina	198	191	X	2
14	SWE	DAHLBERG, Ann-Charlotte	184	179	X	0

LANE	COUNTRY	NAME	GAME 1	GAME 2	GAME 3	SCORE
7	RUS	SHUBYREVA, Mariia	180	160	172	1
8	UKR	ZHUKOVA, Anzhelika	151	169	212	2

LANE	COUNTRY	NAME	GAME 1	GAME 2	GAME 3	SCORE
15	RUS	KORABLIANOVA, Nadezda	215	219	X	2
16	RUS	SHAKBAZIAN, Nadezhda	194	156	X	0


LANE	COUNTRY	NAME	GAME 1	GAME 2	GAME 3	SCORE
5	UKR	BOLTOVNINA, Olena	148	204	160	1
6	GER	RITTER, Marina	168	186	170	2

LANE	COUNTRY	NAME	GAME 1	GAME 2	GAME 3	SCORE
17	UKR	DIACHENKO, Alla	201	171	208	2
18	NOR	LORENTZEN, Ina	140	192	204	1

LANE	COUNTRY	NAME	GAME 1	GAME 2	GAME 3	SCORE
3	UKR	VELYCHKO, Daryna	178	184	X	0
4	GRE	BERTI, Themis	206	193	X	2



## MASTER WOMEN - QUARTERFINAL



LANE	COUNTRY	NAME	GAME 1	GAME 2	GAME 3	SCORE
13	RUS	KORABLIANOVA, Nadezka	182	176	X	2
14	UKR	DIACHENKO, Alla	177	175	X	0

LANE	COUNTRY	NAME	GAME 1	GAME 2	GAME 3	SCORE
15	RUS	LOTINA, Olga	135	227	146	1
16	GER	RITTER, Marina	240	169	181	2

LANE	COUNTRY	NAME	GAME 1	GAME 2	GAME 3	SCORE
17	UKR	KOVALCHUK, Kateryna	169	206	182	2
18	UKR	ZHUKOVA, Anzhelika	158	209	161	1

LANE	COUNTRY	NAME	GAME 1	GAME 2	GAME 3	SCORE
19	RUS	PARITS, Dina	188	178	X	2
20	GRE	BERTI, Themis	159	156	X	0



## MASTER WOMEN - SEMIFINAL






LANE	COUNTRY	NAME	GAME 1	GAME 2	GAME 3	SCORE
11	UKR	KOVALCHUK, Kateryna	205	244	X	2
12	GER	RITTER, Marina	192	192	X	0

LANE	COUNTRY	NAME	GAME 1	GAME 2	GAME 3	SCORE
13	RUS	PARITS, Dina	185	191	X	0
14	RUS	KORABLINOVA, Nadezka	206	196	X	2

## MASTER WOMEN - FINAL

LANE	COUNTRY	NAME	GAME 1	GAME 2	GAME 3	SCORE
7	UKR	KOVALCHUK, Kateryna	158	172	X	0
8	RUS	KORABLINOVA, Nadezka	159	206	X	2

MEDALS	NAME	COUNTRY
GOLD	KORABLINOVA, Nadezka	RUS - RUSSIA 
SILVER	KOVALCHUK, Kateryna	UKR - UKRAINE 
BRONZE	PARITS, Dina	RUS - RUSSIA 
BRONZE	RITTER, Marina	GER - GERMANY 

## Medal list

	Country	Gold	Silver	Bronze	Total
1	Russia (RUS)	6	1	7	14
2	Ukraine (UKR)	3	6	6	15
3	Germany (GER)	3	1	5	9
4	TURKEY (TUR)	0	1	1	2
4	France (FRA)	0	1	1	2
6	Italy (ITA)	0	1	0	1
6	Great Britain (GBR)	0	1	0	1
8	Sweden (SWE)	0	0	1	1
8	Greece (GRE)	0	0	1	1